

gasser

HOSPITALITY

PRODUCT SUMMARY CATALOG

2026



gasser



SINCE 1946

A CHAIRISHED LEGACY

Gasser’s legacy began in 1946 with a belief that thoughtful design can change an industry. That foundation has guided us for the last 80 years. Our philosophy is simple: purpose-driven designs with every curve, stitch, and structure crafted to serve both form and function. A legacy, chairished and enduring.

FORGING AHEAD

Founded in Youngstown, OH, with a pioneering spirit and a drive for innovation, Gasser shaped the industry—experimenting with aluminum before it was standard, pushing design and materials further, and setting new expectations for what defines a chair. Today, we’re still family owned and still building every chair to order—just as we always have. This is why our chairs call many of the most prestigious properties around the world home.

SIT DOWN. STAND OUT.

Gorgeous finishes and fine tailoring, combined with a commitment to using premium internal components, a stellar quality assurance program, and industry-leading customer service make Gasser chairs stand out above the rest. From elegant casino lounges to high-performance hospitality spaces, Gasser chairs do more than fill a room. They define it.

2026 HOSPITALITY PRODUCT SUMMARY CATALOG

SUSTAINABILITY	i	DINING & BAR SEATING	34
STACKABLE BANQUET SEATING	01	APOLLO	36
ARIANNA	02	CONLEY	38
BELLA	06	ELLIE	42
CALLA	10	GEORGETOWN	46
GEORGETOWN	12	GIBSON	50
IDORA	16	GLENWOOD	54
KL	20	HOLLYWOOD	56
LOGAN	24	HORIZON	60
NEWPORT	28	IDORA	64
SOLANDRA	30	LANTERMAN	68
LOUNGE & CONFERENCE SEATING	104	LEBARON	72
GENESIS	106	MYRA	76
HAMPTON	110	NEWPORT	80
MAXWELL	114	NOLA	82
PARKER	116	NORTHWOOD	86
STROLLO	118	PARK AVENUE	88
		RIVERSIDE	92
		ROMA	94
		SONATA	98
		STEEL VALLEY	102
		INFORMATION	120
		COMMONLY USED BASES	120
		CUSTOM OPTIONS	121
		FINISH OPTIONS	122
		INDEX	124

MIND FULLY MADE

gasser

Gasser Chair's commitment to the environment has been a matter of policy from the very beginning. As an industry leader of sustainable chair manufacturing, understanding our impact allows us to improve our plan for a carbon neutral future.

WHERE WE'RE HEADED:

Net Zero Carbon
BY 2030

88% Waste Diversion
BY 2025



Scan to Download Gasser's
2024 SUSTAINABILITY REPORT

2025 SUSTAINABILITY REPORT COMING MAY 2026





STACKABLE BANQUET SEATING

The **ARIANNA** SERIES

BUDGET CONSCIOUS • HIGH VOLUME ORDERS • LIGHT WEIGHT
SMALL FOOTPRINT • STACKS HIGH

STACKABLE UP TO 12



STANDARD FEATURES

Stacks up to 12 High (Seat-on-Seat)

Fully Upholstered Dual Contoured Backrest

Integrated Aluminum Handle

Powder Coated Aluminum Back Plate with Flex Back Action

Wave Profile Seat with High-Density Molded Foam Cushion

Injection Molded Polymer Bottom Plate

High-Strength Aluminum Tube Legs

Eco-Friendly Powder Coat Finish

Multi Surface Glides



Rectangular Back



ARN-101

Seat Height: 18.0 in
Seat Width: 16.3 in
Seat Depth: 17.0 in
Overall Height: 36.0 in
Overall Width: 18.8 in
Overall Depth: 24.0 in

Shield Back



ARN-102

Seat Height: 18.0 in
Seat Width: 16.3 in
Seat Depth: 17.0 in
Overall Height: 36.0 in
Overall Width: 18.8 in
Overall Depth: 24.0 in

Hourglass Back



ARN-104

Seat Height: 18.0 in
Seat Width: 16.3 in
Seat Depth: 17.0 in
Overall Height: 36.0 in
Overall Width: 18.8 in
Overall Depth: 24.0 in

See finishes and upholstery treatment options on pages 121-123.



The
BELLA
SERIES

MULTIPLE BACK STYLES • FLEX BACK OR NON-FLEX • HIGH VOLUME ORDERS

STACKABLE UP TO 12

NEW SERIES

STUDIO
COLLECTION



STANDARD FEATURES

Stacks Up to 12 High (Frame-on-Frame)

High-Strength Aluminum Frame Construction

Flex Back Action Backrest (*Optional Non-Flex Back Available*)

Waterfall Contoured Seat Cushion

Eco-Friendly Powder Coat Finish

Premium Carpet Glides

Optional Retractable Ganging Brackets Available



Straight Back



BEL-100
Seat Height: 19.0 in
Seat Width: 15.7 in
Seat Depth: 17.0 in
Overall Height: 37.6 in
Overall Width: 18.1 in
Overall Depth: 23.0 in

Tapered Back



BEL-101
Seat Height: 19.0 in
Seat Width: 15.7 in
Seat Depth: 17.0 in
Overall Height: 37.6 in
Overall Width: 18.1 in
Overall Depth: 23.1 in

Oval Back



BEL-102
Seat Height: 19.0 in
Seat Width: 15.7 in
Seat Depth: 17.0 in
Overall Height: 37.6 in
Overall Width: 18.1 in
Overall Depth: 22.3 in

See finishes and upholstery treatment options on pages 121-123.



The
CALLA
SERIES

FLAT SEAT • INTEGRATED HANDLE • HIGH VOLUME ORDERS

STACKABLE UP TO 12

NEW SERIES

STUDIO
COLLECTION



STANDARD FEATURES

- Stacks Up to 12 High (Frame-on-Frame)
- High-Strength Aluminum Frame Construction
- Ergonomically Contoured Integrated Handle
- Flex Back Action Backrest
- Flat Top, Boxed Seat Cushion
- Eco-Friendly Powder Coat Finish
- Premium Carpet Glides
- Optional Retractable Ganging Brackets Available*



CAL-100
Seat Height: 18.5 in
Seat Width: 15.7 in
Seat Depth: 17.0 in
Overall Height: 36.3 in
Overall Width: 17.7 in
Overall Depth: 22.8 in

The GEORGETOWN SERIES

CONTEMPORARY DESIGN • COORDINATING ARMCHAIR • COORDINATING BARSTOOL
LIGHT WEIGHT






STACKABLE UP TO 8



STANDARD FEATURES

- Stacks Up To 8 High (Seat-on-seat)
- High-Strength Ribbed Aluminum Frame
- Welded Frame Construction
- High-Density Molded Foam Cushion
- Injection Molded Polymer Bottom Plate
- Eco-Friendly Powder Coat Finish
- Premium Carpet Glides



Round Back	Square Back
 <p>GTW-100</p> <p>Seat Height: 19.0 in Seat Width: 17.0 in Seat Depth: 18.0 in Overall Height: 36.0 in Overall Width: 19.5 in Overall Depth: 24.5 in</p>	 <p>GTW-103</p> <p>Seat Height: 19.0 in Seat Width: 17.0 in Seat Depth: 18.0 in Overall Height: 36.0 in Overall Width: 19.5 in Overall Depth: 24.5 in</p> <p><i>Shown with Optional Integrated Handle</i></p>
Tapered Back	 <p>GTW-101</p> <p>Seat Height: 19.0 in Seat Width: 17.0 in Seat Depth: 18.0 in Overall Height: 36.0 in Overall Width: 19.5 in Overall Depth: 24.5 in</p>
Rectangular Back	
 <p>GTW-102</p> <p>Seat Height: 19.0 in Seat Width: 17.0 in Seat Depth: 18.0 in Overall Height: 36.0 in Overall Width: 19.5 in Overall Depth: 24.5 in</p>	

Coordinating barstool available; See page 48. See finishes and upholstery treatment options on pages 121-123.



GTW-103

The
IDORA
SERIES

FRAME-ON-FRAME STACKING • STACKS HIGH • BUDGET CONSCIOUS
HIGH VOLUME ORDERS • MODERN DESIGN






STACKABLE UP TO 12



STANDARD FEATURES

- Stacks Up to 12 High (Frame-on-Frame)
- Aluminum Frame Backrest
- Powder Coated Aluminum Back Plate with Flex Back Action
- Waterfall Contoured Seat with Molded Foam Cushioning
- High-Strength Tapered Aluminum Legs
- Eco-Friendly Powder Coat Finish
- Premium Carpet Glides
- Optional Retractable Ganging Brackets Available*



Straight Back	Tapered Back
<div data-bbox="124 252 357 614"></div> <div data-bbox="388 302 621 544"> <p>IDO-102</p> <p>Seat Height: 19.0 in Seat Width: 15.5 in Seat Depth: 17.8 in Overall Height: 35.0 in Overall Width: 17.5 in Overall Depth: 23.5 in</p> </div>	<div data-bbox="885 252 1118 614"></div> <div data-bbox="1149 302 1398 594"> <p>IDO-105</p> <p>Seat Height: 19.0 in Seat Width: 15.5 in Seat Depth: 17.8 in Overall Height: 37.0 in Overall Width: 17.9 in Overall Depth: 23.0 in</p> <p><i>Standard with Lattice Back</i></p> </div>
<div data-bbox="310 695 466 735">Straight Back</div> <div data-bbox="124 836 357 1199"></div> <div data-bbox="388 887 637 1179"> <p>IDO-103</p> <p>Seat Height: 19.0 in Seat Width: 15.5 in Seat Depth: 17.8 in Overall Height: 35.0 in Overall Width: 17.5 in Overall Depth: 23.5 in</p> <p><i>Standard with Lattice Back</i></p> </div>	<div data-bbox="916 756 1398 1764"></div>
<div data-bbox="310 1280 466 1320">Tapered Back</div> <div data-bbox="124 1401 357 1764"></div> <div data-bbox="388 1471 621 1713"> <p>IDO-104</p> <p>Seat Height: 19.0 in Seat Width: 15.5 in Seat Depth: 17.8 in Overall Height: 37.0 in Overall Width: 17.9 in Overall Depth: 23.0 in</p> </div>	

Coordinating barstools available; See page 66. See finishes and upholstery treatment options on pages 121-123.



IDO-103 | Shown with Optional Integrated Handle

The
KL
SERIES

ORNATE SOLID LEGS • STACKS HIGH • TRANSITIONAL DESIGN

STACKABLE UP TO 10



STANDARD FEATURES

Stacks up to 10 High (Seat-on-eat)

Gasser's Protective Edge

Dual Contoured Ergonomic Backrest

Powder Coated Aluminum Back Plate with Flex Back Action

Flat Top Seat with Molded Foam Cushion


Injection Molded Polymer Bottom Plate

Solid, Cast Aluminum Legs

Eco-Friendly Powder Coat Finish

Black Nylon Glides



<p><i>Shield Back</i></p>  <p>KLS-100</p> <p>Seat Height: 18.5 in Seat Width: 16.5 in Seat Depth: 16.0 in Overall Height: 35.0 in Overall Width: 17.0 in Overall Depth: 22.5 in</p>	<p><i>Flared Back</i></p>  <p>KLS-104</p> <p>Seat Height: 18.5 in Seat Width: 16.5 in Seat Depth: 16.0 in Overall Height: 35.0 in Overall Width: 17.0 in Overall Depth: 22.5 in</p>
<p><i>Rectangular Back</i></p>  <p>KLS-101</p> <p>Seat Height: 18.5 in Seat Width: 16.5 in Seat Depth: 16.0 in Overall Height: 35.0 in Overall Width: 17.0 in Overall Depth: 22.5 in</p>	<p><i>Tapered Back</i></p>  <p>KLS-105</p> <p>Seat Height: 18.5 in Seat Width: 16.5 in Seat Depth: 16.0 in Overall Height: 35.0 in Overall Width: 17.0 in Overall Depth: 22.5 in</p>
<p><i>Oval Back</i></p>  <p>KLS-102</p> <p>Seat Height: 18.5 in Seat Width: 16.5 in Seat Depth: 16.0 in Overall Height: 35.0 in Overall Width: 17.0 in Overall Depth: 22.5 in</p>	

See finishes and upholstery treatment options on pages 121-123.



KLS-105 | Shown with Optional Recessed Finger Grip (FG-10)

The
LOGAN
SERIES

BUDGET CONSCIOUS • MULTIPLE SEAT WIDTHS • STACKS HIGH • TRADITIONAL DESIGN

STACKABLE UP TO 10



STANDARD FEATURES

Stacks up to 10 High (Seat-on-Seat)

Gasser's Protective Edge

Powder Coated Aluminum Back Plate with Flex Back Action

Flat Top Seat with Molded Foam Cushion

Injection Molded Polymer Bottom Plate

High-Strength Aluminum Tube Legs

Eco-Friendly Powder Coat Finish

Premium Carpet Glides



<p><i>Traditional Back</i></p> <div>  <div> <p>LGN-100</p> <p>Seat Height: 18.5 in Seat Width: 16.5 in Seat Depth: 16.0 in Overall Height: 35.0 in Overall Width: 17.0 in Overall Depth: 22.5 in</p> </div> </div>	<p><i>Arched Top Back</i></p> <div>  <div> <p>LGN-110</p> <p>Seat Height: 18.5 in Seat Width: 16.5 in Seat Depth: 16.0 in Overall Height: 35.0 in Overall Width: 17.0 in Overall Depth: 22.5 in</p> </div> </div>
<p><i>Circular Back</i></p> <div>  <div> <p>LGN-101</p> <p>Seat Height: 18.5 in Seat Width: 16.5 in Seat Depth: 16.0 in Overall Height: 35.0 in Overall Width: 17.0 in Overall Depth: 22.5 in</p> </div> </div>	<p><i>Scalloped Top Back</i></p> <div>  <div> <p>LGN-112</p> <p>Seat Height: 18.5 in Seat Width: 16.5 in Seat Depth: 16.0 in Overall Height: 35.0 in Overall Width: 17.0 in Overall Depth: 22.5 in</p> </div> </div>
<p><i>Oval Back</i></p> <div>  <div> <p>LGN-102</p> <p>Seat Height: 18.5 in Seat Width: 16.5 in Seat Depth: 16.0 in Overall Height: 35.0 in Overall Width: 17.0 in Overall Depth: 22.5 in</p> </div> </div>	<p><i>Rectangular Back</i></p> <div>  <div> <p>LGN-118</p> <p>Seat Height: 18.5 in Seat Width: 16.5 in Seat Depth: 16.0 in Overall Height: 35.0 in Overall Width: 17.0 in Overall Depth: 22.5 in</p> </div> </div>

See finishes and upholstery treatment options on pages 121-123.



The
NEWPORT
SERIES

LONG LASTING COMFORT • TRANSITIONAL DESIGN • WIDER SEAT

STACKABLE UP TO 6



STANDARD FEATURES

- Stacks Up To 6 High (Seat-on-Seat)
- Fully Upholstered Compound Curved Backrest
- Channel Sewn Detail
- Powder Coated Aluminum Back Plate with Flex Back Action
- Wave Profile, Molded Foam Seat Cushion with Waterfall Front
- Eco-Friendly Powder Coat Finish
- Multi-Surface Glides



NPT-100
Seat Height: 19.0 in
Seat Width: 17.5 in
Seat Depth: 17.0 in
Overall Height: 35.5 in
Overall Width: 20.0 in
Overall Depth: 26.5 in



NPT-104
Seat Height: 19.0 in
Seat Width: 17.5 in
Seat Depth: 17.0 in
Overall Height: 35.0 in
Overall Width: 20.0 in
Overall Depth: 26.5 in

Coordinating barstool available; See page 81.

The **SOLANDRA** SERIES

LONG-TERM COMFORT • STANDARD INTEGRATED HANDLE • STACKS HIGH • WIDER SEAT

STACKABLE UP TO 8



STANDARD FEATURES

Stacks Up To 8 High (Seat-on-Seat) (*Stack 10 Version Available*)

Fully Upholstered Dual Contoured Backrest

Integrated Aluminum Handle

Powder Coated Aluminum Back Plate with Flex Back Action

Wave Profile Seat with High-Density Molded Foam Cushion

Injection Molded Polymer Bottom Plate

High-Strength, Ribbed Aluminum Tube Legs

Eco-Friendly Powder Coat Finish

Premium Carpet Glides



Rectangular Back



SLA-101

Seat Height: 19.0 in
Seat Width: 17.5 in
Seat Depth: 17.0 in
Overall Height: 36.0 in
Overall Width: 20.3 in
Overall Depth: 24.5 in

Shield Back



SLA-102

Seat Height: 19.0 in
Seat Width: 17.5 in
Seat Depth: 17.0 in
Overall Height: 36.0 in
Overall Width: 20.3 in
Overall Depth: 24.5 in

Hourglass Back



SLA-104

Seat Height: 19.0 in
Seat Width: 17.5 in
Seat Depth: 17.0 in
Overall Height: 36.0 in
Overall Width: 20.3 in
Overall Depth: 24.5 in



See finishes and upholstery treatment options on pages 121-123.



DINING & BAR

The APOLLO SERIES

DEEP CHANNEL SEWN DETAIL • TRANSITIONAL DESIGN ELEMENTS • FLEX BACKREST



STANDARD FEATURES

Fully Upholstered Wraparound Backrest with Deep Channel Sewn Detail

Powder Coated Aluminum Back Plate with Flex Back Action

Flat Top Seat Cushion

Solid Hardwood Legs with Flush Fitting Metal Sabots

Steel Footrest

Eco-Friendly Powder Coat Finish

Premium Carpet Glides



APL-100-WD12

Seat Height: 30.0 in
Seat Width: 18.5 in
Seat Depth: 17.5 in
Overall Height: 41.0 in
Overall Width: 23.3 in
Overall Depth: 22.0 in

The **CONLEY** SERIES

ELEGANT WRAPAROUND BACKREST • TRANSITIONAL DESIGN •
WOOD AND ALUMINUM BASE OPTIONS



STANDARD FEATURES

Fully Upholstered Wraparound Backrest with Integrated Lumbar Support







Webbed Deck Seat with Waterfall Front and Molded Foam Cushion

Solid Maple Base with 'X' Stretcher (Optional Aluminum Base Available)

Flush Fitting Metal Leg Sabots

Premium Carpet Glides



<p><i>Dining Chair - Hardwood Base</i></p>  <p>CNL-100 Seat Height: 19.0 in Seat Width: 18.0 in Seat Depth: 18.0 in Overall Height: 33.3 in Overall Width: 22.0 in Overall Depth: 24.0 in</p>	<p><i>Barstool - Hardwood Base</i></p>  <p>CNL-100-B Seat Height: 27.0 in Seat Width: 18.0 in Seat Depth: 18.0 in Overall Height: 33.3 in Overall Width: 22.0 in Overall Depth: 24.0 in</p>
<p><i>Dining Chair - Aluminum Base</i></p>  <p>CNL-100-M Seat Height: 19.0 in Seat Width: 18.0 in Seat Depth: 18.0 in Overall Height: 33.3 in Overall Width: 22.0 in Overall Depth: 24.0 in</p>	<p><i>Barstool - Aluminum Base</i></p>  <p>CNL-100-M-B Seat Height: 27.0 in Seat Width: 18.0 in Seat Depth: 18.0 in Overall Height: 33.3 in Overall Width: 22.0 in Overall Depth: 24.0 in</p>
 	

See finishes and upholstery treatment options on pages 121-123.



The
ELLIE
SERIES

TRANSITIONAL DESIGN • STACKABLE • WOOD GRAIN FINISH AVAILABLE

STACKABLE UP TO 6

NEW SERIES

STUDIO
COLLECTION



STANDARD FEATURES

Stacks Up to 6 High (Seat-on-Seat)

High-Strength Tapered Aluminum Legs

Welded Frame Construction

High-Density Foam Seat Cushion

Eco-Friendly Powder Coat Finish

Premium Carpet Glides

Optional Retractable Ganging Brackets Available on Side Chair



Side Chair



ELE-100

Seat Height: 19.0 in
Seat Width: 17.5 in
Seat Depth: 19.5 in
Overall Height: 36.3 in
Overall Width: 17.6 in
Overall Depth: 23.3 in

Armchair



ELE-100-A

Seat Height: 19.0 in
Seat Width: 17.5 in
Seat Depth: 19.5 in
Overall Height: 36.3 in
Overall Width: 23.0 in
Overall Depth: 23.3 in
Arm Height: 25.3 in

Barstool



ELE-100-B

Seat Height: 30.0 in
Seat Width: 17.5 in
Seat Depth: 19.5 in
Overall Height: 47.3 in
Overall Width: 17.6 in
Overall Depth: 23.3 in

See finishes and upholstery treatment options on pages 121-123.



The GEORGETOWN SERIES

CONTEMPORARY DESIGN • COORDINATING ARMCHAIR, BARSTOOL, AND STACKABLE BANQUET CHAIR •
LIGHT WEIGHT



STANDARD FEATURES

High-Strength Ribbed Aluminum Frame

Welded Frame Construction

High-Density Molded Foam Cushion

Injection Molded Polymer Bottom Plate

Eco-Friendly Powder Coat Finish

Premium Carpet Glides



Round Back



GTW-100-B

Seat Height: 31.0 in
 Seat Width: 17.0 in
 Seat Depth: 16.5 in
 Overall Height: 44.6 in
 Overall Width: 20.0 in
 Overall Depth: 23.5 in

Square Back



GTW-103-B

Seat Height: 31.0 in
 Seat Width: 17.0 in
 Seat Depth: 16.5 in
 Overall Height: 44.6 in
 Overall Width: 20.0 in
 Overall Depth: 23.5 in

Tapered Back



GTW-101-B

Seat Height: 31.0 in
 Seat Width: 17.0 in
 Seat Depth: 16.5 in
 Overall Height: 44.6 in
 Overall Width: 20.0 in
 Overall Depth: 23.5 in

Rectangular Back



GTW-102-B

Seat Height: 31.0 in
 Seat Width: 17.0 in
 Seat Depth: 16.5 in
 Overall Height: 44.6 in
 Overall Width: 20.0 in
 Overall Depth: 23.5 in



Coordinating stackable banquet chairs available; See page 14. See finishes and upholstery treatment options on pages 121-123.

The GIBSON SERIES

MINIMALIST DESIGN • COORDINATING CHAIR AND BARSTOOLS AVAILABLE • 2 BACK STYLES



STANDARD FEATURES

Powder Coated Aluminum Back Plate with Flex Back Action

Flat Top, Molded Foam Seat Cushion

High-Strength Aluminum Base

Eco-Friendly Powder Coat Finish

Premium Carpet Glides



<p><i>Dining Chair - Fully Upholstered Back</i></p>  <p>GIB-100-K7 Seat Height: 19.0 in Seat Width: 18.0 in Seat Depth: 18.3 in Overall Height: 27.5 in Overall Width: 20.5 in Overall Depth: 23.5 in</p>	<p><i>Barstool - Fully Upholstered Back</i></p>  <p>GIB-101-K7 Seat Height: 30.5 in Seat Width: 18.0 in Seat Depth: 18.3 in Overall Height: 39.0 in Overall Width: 20.5 in Overall Depth: 23.5 in</p>
<p><i>Dining Chair - Protective Edge Back</i></p>  <p>GIB-100-B Seat Height: 19.0 in Seat Width: 18.0 in Seat Depth: 18.3 in Overall Height: 27.5 in Overall Width: 20.5 in Overall Depth: 23.5 in</p>	<p><i>Barstool - Protective Edge Back</i></p>  <p>GIB-101-B Seat Height: 30.5 in Seat Width: 18.0 in Seat Depth: 18.3 in Overall Height: 39.0 in Overall Width: 20.5 in Overall Depth: 23.5 in</p>
	

See finishes and upholstery treatment options on pages 121-123.



The
GLENWOOD
SERIES

STACKS UP TO 4 HIGH • SOLID HARDWOOD FRAME • TRANSITIONAL DESIGN



STANDARD FEATURES

- Stacks up to 4 High (Seat-on-Seat)
- Fully Upholstered, Webbed Backrest
- Solid Maple Frame with Tapered Legs
- Webbed Deck Seat with High-Density Foam Cushion
- Premium Carpet Glides



GLD-100
Seat Height: 19.0 in
Seat Width: 18.0 in
Seat Depth: 19.5 in
Overall Height: 34.5 in
Overall Width: 21.3 in
Overall Depth: 26.0 in

The
HOLLYWOOD
SERIES

1" THICK SOLID MAPLE BACKREST • EXPOSED FLEX BACK PLATE •
WOOD AND ALUMINUM BASE OPTIONS



STANDARD FEATURES

1" Thick Solid Maple Backrest with Upholstered Inside Cushion

Exposed, Decorative Back Plate with Flex Back Action

Wave Profile Seat with Molded Foam Cushion

Solid Maple Base with Round Aluminum Stretchers (*Optional Aluminum Base Available*)

Premium Carpet Glides



<p><i>Dining Chair - Square Back</i></p> <div data-bbox="149 258 360 582"> </div> <div data-bbox="404 312 612 536"> <p>HWD-100</p> <p>Seat Height: 19.0 in Seat Width: 18.3 in Seat Depth: 17.5 in Overall Height: 34.5 in Overall Width: 18.3 in Overall Depth: 27.0 in</p> </div>	<p><i>Barstool - Square Back</i></p> <div data-bbox="919 217 1128 635"> </div> <div data-bbox="1171 312 1379 536"> <p>HWD-101-B</p> <p>Seat Height: 30.5 in Seat Width: 18.3 in Seat Depth: 17.5 in Overall Height: 46.5 in Overall Width: 18.3 in Overall Depth: 27.0 in</p> </div>
<p><i>Dining Chair - Oval Back</i></p> <div data-bbox="149 848 360 1183"> </div> <div data-bbox="404 899 612 1122"> <p>HWD-100</p> <p>Seat Height: 19.0 in Seat Width: 18.3 in Seat Depth: 17.5 in Overall Height: 34.5 in Overall Width: 18.3 in Overall Depth: 27.0 in</p> </div>	<p><i>Barstool - Oval Back</i></p> <div data-bbox="919 798 1128 1215"> </div> <div data-bbox="1171 899 1379 1122"> <p>HWD-101-B</p> <p>Seat Height: 30.5 in Seat Width: 18.3 in Seat Depth: 17.5 in Overall Height: 46.5 in Overall Width: 18.3 in Overall Depth: 27.0 in</p> </div>

See finishes and upholstery treatment options on pages 121-123.



HWD-100-M-B | Shown with Optional Diamond Channel Sewing

The
HORIZON
SERIES

SQUARE AND ROUND SEATS • ALUMINUM AND WOOD FRAME OPTIONS



STANDARD FEATURES

HZN-100

- All Hardwood Frame Construction
- High-Density Foam Seat Cushion
- Full-Rotational Swivel
- Premium Carpet Glides

HZN-200

- All Hardwood Frame Construction
- High-Density Foam Seat Cushion
- Premium Carpet Glides





HZN-300



- Circular Molded Foam Seat Cushion
- Full Rotational Swivel
- Solid Aluminum Tear-Drop Base with Circular Footrest
- Premium Carpet Glides
- Eco-Friendly Powder Coat Finish

HZN-400

- Square Molded Foam Seat Cushion
- High-Strength Aluminum 4-Leg Base with Round Stretchers
- Integrated Multi-Surface Glides
- Eco-Friendly Powder Coat Finish



<p><i>Circular Seat - Hardwood Base</i></p>  <p>HZN-100 Seat Height: 30.0 in Seat Width: 17.0 in Seat Depth: 18.0 in Overall Height: 30.0 in Overall Width: 17.0 in Overall Depth: 18.0 in</p> <p><i>Shown with Optional Brass Plated Footrest</i></p>	<p><i>Square Seat- Hardwood Base</i></p>  <p>HZN-200 Seat Height: 32.0 in Seat Width: 15.5 in Seat Depth: 15.5 in Overall Height: 32.0 in Overall Width: 15.5 in Overall Depth: 15.5 in</p> <p><i>Shown with Optional Brass Plated Footrest Caps</i></p>
<p><i>Circular Seat - Aluminum Base</i></p>  <p>HZN-300 Seat Height: 30.0 in Seat Width: 16.5 in Seat Depth: 16.0 in Overall Height: 30.0 in Overall Width: 19.0 in Overall Depth: 19.0 in</p>	<p><i>Square Seat- Aluminum Base</i></p>  <p>HZN-400 Seat Height: 30.0 in Seat Width: 15.5 in Seat Depth: 16.0 in Overall Height: 30.0 in Overall Width: 19.0 in Overall Depth: 19.0 in</p>



See finishes and upholstery treatment options on pages 121-123.



The
IDORA
SERIES

COORDINATING STACK CHAIRS • CUSTOMIZABLE LATTICE BACK •
HIGH VOLUME ORDERS



STANDARD FEATURES

- Aluminum Frame Backrest
- Powder Coated Aluminum Back Plate with Flex Back Action
- Waterfall Contoured Seat with Molded Foam Cushioning
- High-Strength Tapered Aluminum Legs
- Eco-Friendly Powder Coat Finish
- Premium Carpet Glides



<p><i>Straight Back</i></p>  <p>IDO-102-B Seat Height: 30.0 in Seat Width: 17.3 in Seat Depth: 18.5 in Overall Height: 47.0 in Overall Width: 17.3 in Overall Depth: 22.8 in</p>	<p><i>Tapered Back</i></p>  <p>IDO-104-B Seat Height: 30.5 in Seat Width: 17.3 in Seat Depth: 18.5 in Overall Height: 48.8 in Overall Width: 17.9 in Overall Depth: 23.0 in</p>
<p><i>Straight Back with lattice</i></p>  <p>IDO-103-B Seat Height: 30.0 in Seat Width: 17.3 in Seat Depth: 18.5 in Overall Height: 47.0 in Overall Width: 17.3 in Overall Depth: 22.8 in</p>	<p><i>Tapered Back with Lattice</i></p>  <p>IDO-105-B Seat Height: 30.5 in Seat Width: 17.3 in Seat Depth: 18.5 in Overall Height: 48.8 in Overall Width: 17.9 in Overall Depth: 23.0 in</p>
 <p><i>Coordinating stackable banquet chairs available; See page 18. See finishes and upholstery treatment options on pages 121-123.</i></p>	



The
LANTERMAN
SERIES

TRADITIONAL DESIGN • MULTIPLE BACK STYLES • COORDINATING BARSTOOLS



STANDARD FEATURES

- Solid Hardwood Frame Construction
- Fully Upholstered Backrest
- Decorative Head-to-head Tacking Detail
- Sprung Seat with High-Density Foam Cushion
- Premium Carpet Glides
- Optional Metal Ball Casters Available on Chair



<p><i>Dining Armchair</i></p>  <p>LNT-100-C</p> <p>Seat Height: 19.0 in Seat Width: 17.5 in Seat Depth: 17.0 in Overall Height: 36.0 in Overall Width: 20.3 in Overall Depth: 24.5 in Arm Height: 24.5 in</p> <p><i>Shown with Optional Metal Ball Casters</i></p>	<p><i>Barstool with Arms</i></p>  <p>LNT-100-B</p> <p>Seat Height: 30.5 in Seat Width: 17.5 in Seat Depth: 17.0 in Overall Height: 47.5 in Overall Width: 20.3 in Overall Depth: 24.5 in Arm Height: 36.0 in</p>
<p><i>Slant Arm Dining Chair</i></p>  <p>LNT-103</p> <p>Seat Height: 19.0 in Seat Width: 17.5 in Seat Depth: 17.0 in Overall Height: 36.0 in Overall Width: 20.3 in Overall Depth: 24.5 in</p>	<p><i>Slant Arm Barstool</i></p>  <p>LNT-103-B</p> <p>Seat Height: 30.5 in Seat Width: 17.5 in Seat Depth: 17.0 in Overall Height: 47.5 in Overall Width: 20.3 in Overall Depth: 24.5 in</p>
<p><i>Wraparound Dining Chair</i></p>  <p>LNT-105</p> <p>Seat Height: 19.0 in Seat Width: 17.5 in Seat Depth: 17.0 in Overall Height: 36.0 in Overall Width: 20.3 in Overall Depth: 24.5 in Arm Height: 24.5 in</p>	<p><i>Wraparound Barstool</i></p>  <p>LNT-105-B</p> <p>Seat Height: 30.5 in Seat Width: 17.5 in Seat Depth: 17.0 in Overall Height: 47.5 in Overall Width: 20.3 in Overall Depth: 24.5 in Arm Height: 36.0 in</p>

See finishes and upholstery treatment options on pages 121-123.



LNT-100 | Shown with Optional Metal Ball Casters

The
LEBARON
SERIES

SUBTLE WRAPAROUND BACKREST DESIGN • 4 BACK DESIGNS • PROVEN PERFORMER



STANDARD FEATURES

- Wraparound Backrest
- Gasser Protective Edge Feature (Except Wraparound Arched Back Model)
- Powder Coated Aluminum Back Plate with Flex Back Action
- Flat Top, Molded Foam Seat Cushion
- High-Strength Aluminum Base
- Eco-Friendly Powder Coat Finish
- Premium Carpet Glides



<p><i>Flat Top Back</i></p> <div>  <div> <p>LEB-100-B</p> <p>Seat Height: 30.5 in Seat Width: 18.0 in Seat Depth: 17.0 in Overall Height: 44.0 in Overall Width: 21.0 in Overall Depth: 22.0 in</p> </div> </div>	<p><i>Wraparound Back</i></p> <div>  <div> <p>LEB-103-B</p> <p>Seat Height: 30.5 in Seat Width: 18.0 in Seat Depth: 17.0 in Overall Height: 44.0 in Overall Width: 21.0 in Overall Depth: 22.0 in</p> </div> </div>
<p><i>Crescent Top Back</i></p> <div>  <div> <p>LEB-101-B</p> <p>Seat Height: 30.5 in Seat Width: 18.0 in Seat Depth: 17.0 in Overall Height: 44.0 in Overall Width: 21.0 in Overall Depth: 22.0 in</p> </div> </div>	<p><i>Scallop Top Back with Arms</i></p> <div>  <div> <p>LEB-104-B</p> <p>Seat Height: 30.5 in Seat Width: 18.0 in Seat Depth: 17.0 in Overall Height: 44.0 in Overall Width: 21.0 in Overall Depth: 22.0 in Arm Height: 38.5 in</p> </div> </div>
<p><i>Scallop Top Back</i></p> <div>  <div> <p>LEB-102-B</p> <p>Seat Height: 30.5 in Seat Width: 19.25 in Seat Depth: 17.0 in Overall Height: 44.0 in Overall Width: 21.0 in Overall Depth: 22.0 in</p> </div> </div>	<p><i>Flat Top Back with Arms</i></p> <div>  <div> <p>LEB-105-B</p> <p>Seat Height: 30.5 in Seat Width: 18.0 in Seat Depth: 17.0 in Overall Height: 44.0 in Overall Width: 21.0 in Overall Depth: 22.0 in Arm Height: 38.5 in</p> </div> </div>

See finishes and upholstery treatment options on pages 121-123.



LEB-203-B-WD12

The
MYRA
SERIES

PREMIUM COMFORT • DUAL CONTOURED BACKREST • 2 BACK DESIGNS •
EXCLUSIVE BASE OPTIONS • ICONIC CHANNEL SEWN DETAIL



STANDARD FEATURES

Fully Upholstered, Compound Curved Backrest

Powder Coated Aluminum Back Plate with Flex Back Action

Wave Profile, Molded Foam Seat Cushion with Waterfall Front

Welded Aluminum Base with Tapered Leg Design

Premium Carpet Glides

Eco-Friendly Powder Coat Finish (*Optional Wood Grain Finish Available*)



<p><i>Dining Chair - Wing Back</i></p>  <p>MYR-202 Seat Height: 19.0 in Seat Width: 18.5 in Seat Depth: 17.5 in Overall Height: 36.5 in Overall Width: 20.5 in Overall Depth: 25.0 in</p>	<p><i>Barstool - Wing Back</i></p>  <p>MYR-202-B Seat Height: 30.5 in Seat Width: 18.5 in Seat Depth: 17.5 in Overall Height: 47.5 in Overall Width: 20.5 in Overall Depth: 25.0 in</p>
<p><i>Dining Chair - Crescent Back</i></p>  <p>MYR-203 Seat Height: 19.0 in Seat Width: 18.5 in Seat Depth: 17.5 in Overall Height: 36.5 in Overall Width: 20.5 in Overall Depth: 25.0 in</p>	<p><i>Barstool - Crescent Back</i></p>  <p>MYR-203-B Seat Height: 30.5 in Seat Width: 18.5 in Seat Depth: 17.5 in Overall Height: 47.5 in Overall Width: 20.5 in Overall Depth: 25.0 in</p>
 	

See finishes and upholstery treatment options on pages 121-123.



The
NEWPORT
SERIES

PREMIUM COMFORT • CHANNEL SEWN DETAIL • MODERN DESIGN



STANDARD FEATURES

Fully Upholstered Wraparound Backrest

Channel Sewn Detail on Inside Back

Powder Coated Aluminum Back Plate with Flex Back Action

Wave Profile, Molded Foam Seat Cushion with Waterfall Front

Self-Return Swivel with Swivel Cover

Solid Aluminum Base with Tapered, Teardrop Legs with Circular Steel Footrest

Eco-Friendly Powder Coat Finish





NPT-303-B

Seat Height: 30.0 in
Seat Width: 19.0 in
Seat Depth: 17.0 in
Overall Height: 44.0 in
Overall Width: 19.5 in
Overall Depth: 23.5 in

Coordinating stackable banquet chairs available; See page 29.

The
NOLA
SERIES

MODERN DESIGN • BISCUIT TUFTED BACKREST • STACKABLE

STACKABLE UP TO 6

NEW SERIES

STUDIO
COLLECTION



STANDARD FEATURES

Stacks Up to 6 High (Seat-on-Seat)

High-Strength Tapered Aluminum Legs

Welded Frame Construction

Biscuit Tufted Backrest

High-Density Foam Seat Cushion

Eco-Friendly Powder Coat Finish

Integrated Multi-Surface Glides



Side Chair



NLA-100
Seat Height: 19.0 in
Seat Width: 19.7 in
Seat Depth: 18.3 in
Overall Height: 34.1 in
Overall Width: 20.3 in
Overall Depth: 20.5 in

Armchair



NLA-100-A
Seat Height: 19.0 in
Seat Width: 19.3 in
Seat Depth: 18.3 in
Overall Height: 32.1 in
Overall Width: 24.2 in
Overall Depth: 20.5 in
Arm Height: 26.0 in

Barstool



NLA-100-B
Seat Height: 30.5 in
Seat Width: 19.7 in
Seat Depth: 18.3 in
Overall Height: 43.7 in
Overall Width: 20.3 in
Overall Depth: 20.5 in



See finishes and upholstery treatment options on pages 121-123.

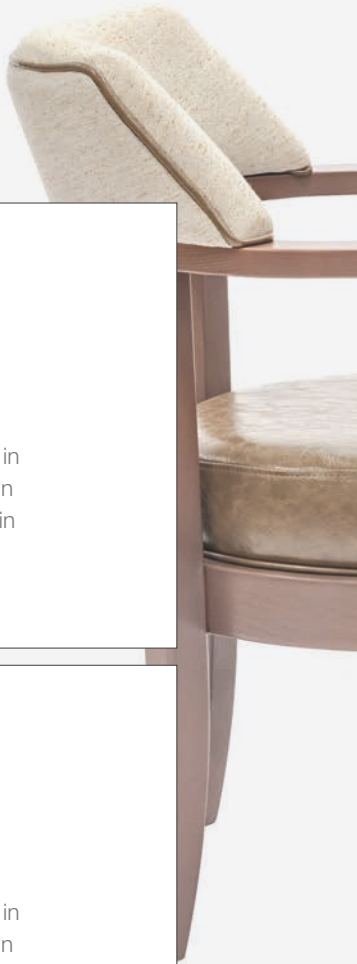
The
NORTHWOOD
SERIES

SOLID HARDWOOD FRAME • EASY CHANGE CUSHIONS • COORDINATING BARSTOOL



STANDARD FEATURES

- Solid Hardwood Frame Construction
- Fully Upholstered Backrest with Easy Change Cushion
- Wave Profile Seat with Molded Foam Seat Cushion
- Easy Change Seat Cushion
- Premium Carpet Glides
- Optional Metal Ball Casters Available on Chair





NWD-100

Seat Height: 18.5 in
Seat Width: 20.5 in
Seat Depth: 19.0 in
Overall Height: 32.5 in
Overall Width: 24.5 in
Overall Depth: 24.0 in
Arm Height: 26.0 in



NWD-100-B

Seat Height: 30.5 in
Seat Width: 20.5 in
Seat Depth: 19.0 in
Overall Height: 44.5 in
Overall Width: 24.5 in
Overall Depth: 24.5 in
Arm Height: 38.0 in

The
PARK AVENUE
SERIES











PROVEN PERFORMER • 4 BACK DESIGNS • EXCLUSIVE BASE OPTIONS •
OPTIONAL CASTERS ON CHAIR FRAME



STANDARD FEATURES

- Fully Upholstered Backrest
- Powder Coated Aluminum Back Plate with Flex Back Action
- Wave Profile Seat with Molded Foam Cushion
- High-Strength Welded Aluminum Base
- Integrated Nylon Glides
- Eco-Friendly Powder Coat Finish



Square Back - Dining Chair	Square Back - Barstool	Wing Back - Dining Chair	Wing Back - Barstool
<div></div> <div><p>PAV-100</p><p>Seat Height: 19.0 in Seat Width: 18.0 in Seat Depth: 17.8 in Overall Height: 36.3 in Overall Width: 18.0 in Overall Depth: 23.5 in</p></div>	<div></div> <div><p>PAV-100-B</p><p>Seat Height: 30.5 in Seat Width: 18.0 in Seat Depth: 17.8 in Overall Height: 47.8 in Overall Width: 18.0 in Overall Depth: 23.5 in</p></div>	<div></div> <div><p>PAV-115</p><p>Seat Height: 19.0 in Seat Width: 18.0 in Seat Depth: 19.0 in Overall Height: 35.8 in Overall Width: 18.0 in Overall Depth: 23.5 in</p></div>	<div></div> <div><p>PAV-115-B</p><p>Seat Height: 30.5 in Seat Width: 18.0 in Seat Depth: 17.8 in Overall Height: 47.8 in Overall Width: 18.0 in Overall Depth: 23.5 in</p></div>
Window Back - Dining Chair	Window Back - Barstool	<div></div> <div></div>	
<div></div> <div><p>PAV-102</p><p>Seat Height: 19.0 in Seat Width: 18.0 in Seat Depth: 17.8 in Overall Height: 36.3 in Overall Width: 18.0 in Overall Depth: 23.5 in</p></div>	<div></div> <div><p>PAV-102-B</p><p>Seat Height: 30.5 in Seat Width: 18.0 in Seat Depth: 17.8 in Overall Height: 47.8 in Overall Width: 18.0 in Overall Depth: 23.5 in</p></div>		
Wraparound Back - Dining Chair	Wraparound Back - Dining Chair		
<div></div> <div><p>PAV-114-C</p><p>Seat Height: 19.0 in Seat Width: 18.0 in Seat Depth: 17.8 in Overall Height: 30.5 in Overall Width: 22.5 in Overall Depth: 23.0 in</p><p><i>Shown with Optional Metal Ball Casters</i></p></div>	<div></div> <div><p>PAV-114-B</p><p>Seat Height: 30.5 in Seat Width: 18.0 in Seat Depth: 17.8 in Overall Height: 41.8 in Overall Width: 22.5 in Overall Depth: 23.5 in</p></div>		
See finishes and upholstery treatment options on pages 121-123.			

The
RIVERSIDE
SERIES

OUTDOOR FURNITURE • RECYCLED PLASTIC LUMBER • UV RESISTANT POWDER COAT



STANDARD FEATURES

Stacks Up To 10 High (Chair Only)

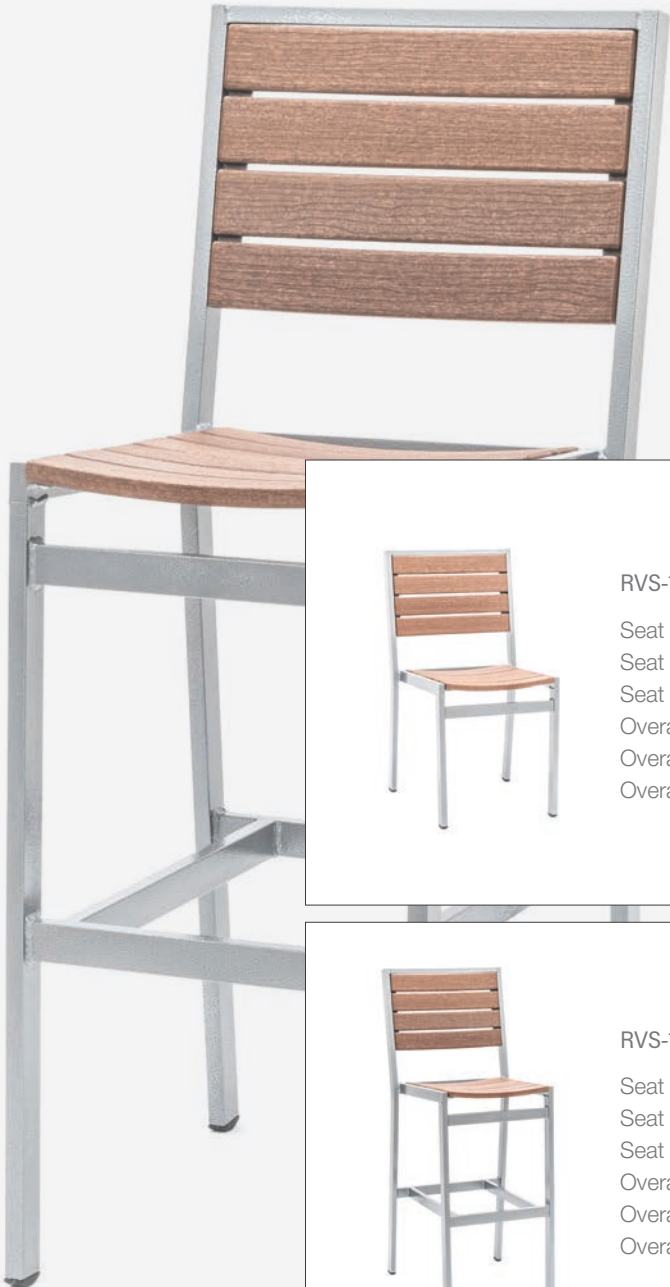
High-Strength Aluminum Frame

Welded Frame Construction

Recycled Plastic Lumbar Backrest and Seat

Eco-Friendly, Outdoor Powder Coat Finish

Integrated Nylon Glides



RVS-100

Seat Height: 18.5 in
Seat Width: 16.8 in
Seat Depth: 17.0 in
Overall Height: 34.0 in
Overall Width: 18.8 in
Overall Depth: 23.0 in



RVS-100-B

Seat Height: 30.5 in
Seat Width: 16.75 in
Seat Depth: 17.0 in
Overall Height: 46.0 in
Overall Width: 18.8 in
Overall Depth: 23.0 in

The ROMA SERIES

EXPOSED WOOD EDGE DESIGN (OPTIONAL PROTECTIVE EDGE AVAILABLE) •
COORDINATING BARSTOOLS • MULTIPLE BASE OPTIONS • METAL BALL CASTERS AVAILABLE ON CHAIRS



STANDARD FEATURES

Wraparound Backrest with Exposed Maple Edge and Upholstered Cushions

Powder Coated Aluminum Back Plate with Flex Back Action

Webbed Deck Seat with High-Density Foam Cushion

Solid Maple Base with Hoop Stretcher (*Optional 'X' Stretcher Available*)

Premium Super Glides



<p><i>Dining Chair - Arched Top</i></p>  <p>ROM-100 Seat Height: 19.0 in Seat Width: 18.5 in Seat Depth: 18.0 in Overall Height: 38.3 in Overall Width: 22.0 in Overall Depth: 24.5 in</p>	<p><i>Barstool - Arched Top</i></p>  <p>ROM-100-B Seat Height: 30.5 in Seat Width: 16.8 in Seat Depth: 17.0 in Overall Height: 46.0 in Overall Width: 18.8 in Overall Depth: 23.0 in</p>
<p><i>Dining Chair - Flat Top</i></p>  <p>ROM-101 Seat Height: 19.0 in Seat Width: 18.5 in Seat Depth: 18.0 in Overall Height: 36.0 in Overall Width: 22.0 in Overall Depth: 24.5 in</p>	<p><i>Barstool - Flat Top</i></p>  <p>ROM-101-B Seat Height: 30.5 in Seat Width: 16.8 in Seat Depth: 17.0 in Overall Height: 46.0 in Overall Width: 18.8 in Overall Depth: 23.0 in</p>
	

See finishes and upholstery treatment options on pages 121-123.



The **SONATA** SERIES

STACKABLE UP TO 5 • ARMCHAIR MODELS AVAILABLE • TRANSITIONAL DESIGN



STANDARD FEATURES

Stacks up to 5 High (Seat-on-Seat)

Solid Maple Frame with Tapered Legs

Wave Profile Seat with Molded Foam Cushion

Premium Carpet Glides



<p><i>Dining Chair - Flat Top</i></p>  <p>SNA-111</p> <p>Seat Height: 19.0 in Seat Width: 19.5 in Seat Depth: 18.0 in Overall Height: 35.0 in Overall Width: 19.5 in Overall Depth: 24.5 in</p>	<p><i>Arm Chair - Flat Top</i></p>  <p>SNA-111-A</p> <p>Seat Height: 19.0 in Seat Width: 19.5 in Seat Depth: 18.0 in Overall Height: 35.0 in Overall Width: 26.0 in Overall Depth: 24.5 in Arm Height: 25.0 in</p>
<p><i>Dining Chair - Arched Top</i></p>  <p>SNA-112</p> <p>Seat Height: 19.0 in Seat Width: 19.5 in Seat Depth: 18.0 in Overall Height: 35.0 in Overall Width: 19.5 in Overall Depth: 24.5 in</p>	<p><i>Arm Chair - Arched Top</i></p>  <p>SNA-112-A</p> <p>Seat Height: 19.0 in Seat Width: 19.5 in Seat Depth: 18.0 in Overall Height: 35.0 in Overall Width: 26.0 in Overall Depth: 24.5 in Arm Height: 25.0 in</p>
	

See finishes and upholstery treatment options on pages 121-123.



The
STEEL VALLEY
SERIES

STEEL FRAME CONSTRUCTION • CUSTOM ETCHING AVAILABLE • INDUSTRIAL DESIGN



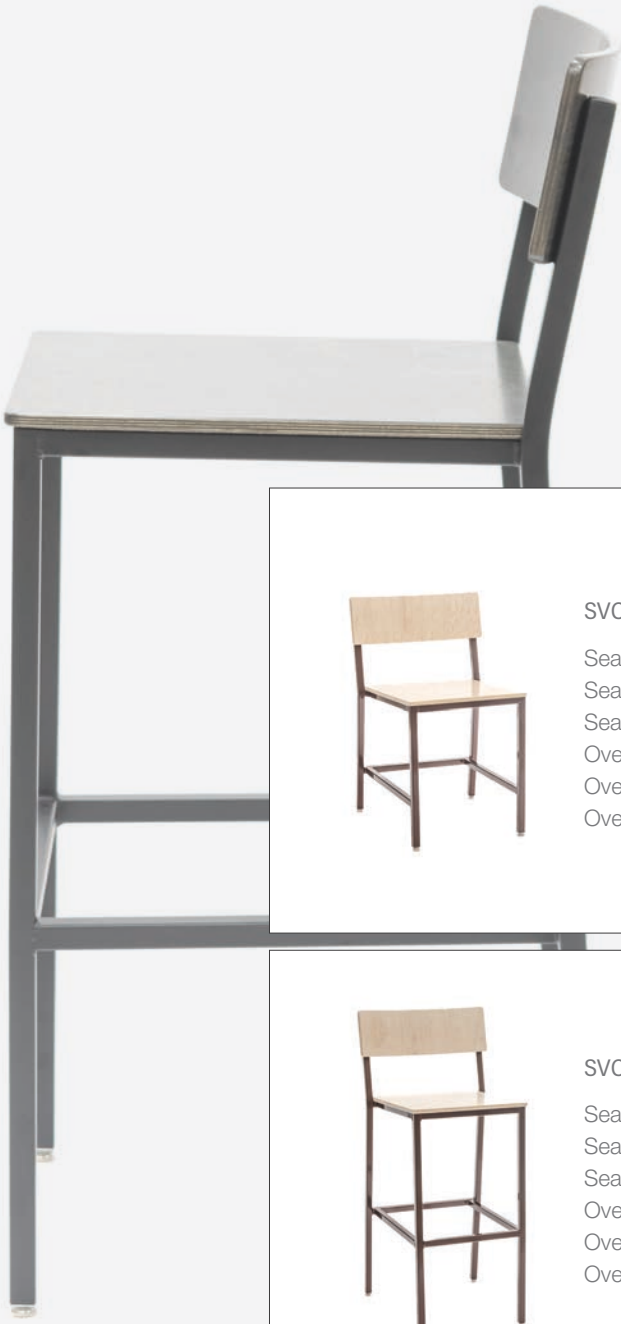

STANDARD FEATURES

Welded Steel Frame Construction

Exposed Plywood Seat and Back

Premium Carpet Glides

Custom Etching Available on Backrest



SVC-100

Seat Height: 18.0 in
Seat Width: 16.3 in
Seat Depth: 17.0 in
Overall Height: 30.8 in
Overall Width: 18.3 in
Overall Depth: 20.3 in



SVC-100-B

Seat Height: 30.5 in
Seat Width: 16.3 in
Seat Depth: 17.0 in
Overall Height: 40.8 in
Overall Width: 18.5 in
Overall Depth: 21.0 in



GASSER

LOUNGE & CONFERENCE

SEATING

The GENESIS SERIES

MODERN DESIGN • MULTIPLE ARM STYLES • MULTIPLE BACK STYLES



STANDARD FEATURES

Fully Upholstered Dual Contoured Backrest

Signature Metal Armrests with Black Polyurethane Caps (*Optional Adjustable Polymer Arms Available*)

Wave Profile Seat with Molded Foam Cushion

Adjustable Locking Knee-Tilt

Pneumatic Adjustable Seat Height

Cast Aluminum 5-Vane Base

Twin Wheel Casters



<p><i>Low Back</i></p>  <p>GEN-100 Seat Height: 17.0 - 20.0 in Seat Width: 18.0 in Seat Depth: 18.5 in Overall Height: 29.0 - 30.0 in Overall Width: 25.5 in Overall Depth: 27.0 in Arm Height: 23.5 in (At lowest setting) <i>Shown with Optional Adjustable Arms</i></p>	<p><i>Mid Back</i></p>  <p>GEN-201 Seat Height: 37.5 - 40.5 in Seat Width: 25.5 in Seat Depth: 18.5 in Overall Height: 37.5 - 40.5 in Overall Width: 25.5 in Overall Depth: 27.0 in Arm Height: 23.5 in</p>
<p><i>Low Back</i></p>  <p>GEN-100-B Seat Height: 22.0 - 30.0 in Seat Width: 18.0 in Seat Depth: 18.5 in Overall Height: 34.0 - 42.0 in Overall Width: 25.5 in Overall Depth: 27.0 in Arm Height: 28.5 in</p>	<p><i>High Back</i></p>  <p>GEN-202 Seat Height: 17.0 - 20.0 in Seat Width: 20.0 in Seat Depth: 18.5 in Overall Height: 47.5 - 50.5 in Overall Width: 25.5 in Overall Depth: 27.0 in Arm Height: 23.5 in</p>
	

See finishes and upholstery treatment options on pages 121-123.



The
HAMPTON
SERIES

MOST COMFORTABLE LOUNGE CHAIR • MULTIPLE ARM STYLES • MULTIPLE FRAME STYLES



STANDARD FEATURES

- All Hardwood Frame Construction
- Exposed Wood Frame (HAM-100-W Only)
- Sprung Seat and Backrest
- High-Density Foam Cushions
- Premium Carpet Glides



Side Chair



HAM-100

Seat Height: 19.0 in
Seat Width: 18.0 in
Seat Depth: 17.8 in
Overall Height: 34.5 in
Overall Width: 18.0 in
Overall Depth: 22.9 in

Lounge Chair



HAM-100-A

Seat Height: 19.0 in
Seat Width: 18.0 in
Seat Depth: 22.3 in
Overall Height: 32.5 in
Overall Width: 31.0 in
Overall Depth: 33.0 in
Arm Height: 25.0 in

Lounge Chair - Hardwood Arms



HAM-100-W

Seat Height: 19.0 in
Seat Width: 18.0 in
Seat Depth: 22.3 in
Overall Height: 32.5 in
Overall Width: 31.0 in
Overall Depth: 33.0 in
Arm Height: 25.0 in

Coordinating sofa and loveseat available. See additional handle options and upholstery treatments on pages 121-123.



HAM-100 | Shown with Optional Sewn Tack Tufting

The
MAXWELL
SERIES

TRADITIONAL DESIGN • COORDINATING SOFA AND LOVESEAT AVAILABLE



STANDARD FEATURES

- All Hardwood Frame Construction
- Fully Upholstered Sprung Seat and Backrest
- Full Upholstered Roll Armrests
- High-Density Foam Cushions
- Solid Wood Legs with Premium Carpet Glides



MAX-100 | Low Back
Seat Height: 19.0 in
Seat Width: 21.5 in
Seat Depth: 22.8 in
Overall Height: 34.0 in
Overall Width: 33.0 in
Overall Depth: 33.0 in
Arm Height: 26.3 in



MAX-101 | High Back
Seat Height: 19.0 in
Seat Width: 21.5 in
Seat Depth: 22.8 in
Overall Height: 33.0 in
Overall Width: 33.0 in
Overall Depth: 33.0 in
Arm Height: 26.5 in

Coordinating sofa and loveseat available.

The
PARKER
SERIES

MOST COMFORTABLE CONFERENCE CHAIR • MULTIPLE ARM STYLES • MULTIPLE BASE STYLES



STANDARD FEATURES

- Fully Upholstered Ergonomic Backrest with Channel Sewn Detail
- Upholstered Arms with Wood Supports (*Black Polyurethane Armrests Available*)
- Wave Profile Seat Cushion
- Adjustable Locking Knee-Tilt
- Pneumatic Adjustable Seat Height
- Wood Capped Aluminum 5-Vane Base
- Twin Wheel Casters



PAR-101 | Mid Back
Seat Height: 19.0 - 23.0 in
Seat Width: 21.0 in
Seat Depth: 18.0 in
Overall Height: 41.0 - 45.0 in
Overall Width: 26.5
Overall Depth: 29.5 in
Arm Height: 26.0 in



PAR-102 | High Back
Seat Height: 19.0 - 23.0 in
Seat Width: 21.0 in
Seat Depth: 18.0 in
Overall Height: 43.0 - 47.0 in
Overall Width: 26.5
Overall Depth: 29.5 in
Arm Height: 26.0 in

The
STROLLO
SERIES

BUDGET CONSCIOUS DESIGN • OPTIONAL POWER OPTIONS AVAILABLE •
OPTIONAL CUPHOLDER AVAILABLE



STANDARD FEATURES

All Hardwood Frame Construction

Overstuffed Backrest Pillow

Full Upholstered Track Armrests

Sprung Seat with Overstuffed Cushion

Solid Wood Legs with Premium Carpet Glides



STO-100

Seat Height: 21.0 in
Seat Width: 22.0 in
Seat Depth: 22.0 in
Overall Height: 42.0 in
Overall Width: 34.5 in
Overall Depth: 34.0 in
Arm Height: 26.0 in

COMMONLY USED HOSPITALITY BASE OPTIONS

Additional base designs and custom base options are available.
All bases options may not fit all models.

Visit gasserchair.com for additional base options.



092
Solid Aluminum Tear-Drop Legs
Round Footrest
Premium Carpet Glides
Optional Nylon Caps Available for Hard Surfaces
Separate Finish Available on Footrest
APPLICATIONS: Bar



090
Solid Aluminum Tear-Drop Legs
Square Footrest
Premium Carpet Glides
Optional Nylon Caps Available for Hard Surfaces
Separate Finish Available on Footrest
APPLICATIONS: Bar



026
Fluted Aluminum Legs
Circular Footrest
Premium Carpet Glides
Optional Nylon Caps Available for Hard Surfaces
Separate Finish Available on Footrest
APPLICATIONS: Bar



029
Fluted Aluminum Legs
Extended Footrest
Premium Carpet Glides
Optional Nylon Caps Available for Hard Surfaces
Separate Finish Available on Footrest
APPLICATIONS: Bar



153
Arched, Solid Aluminum 4-Leg Base
Square Footrest
Mobility Enhancing Mega Glides
Standard with Self-Return Swivel
(Optional Full Rotational Swivel Available)
Separate Finish Available on Footrest
APPLICATIONS: Bar



WD-12
Round Hardwood Legs
Square Footrest
Metal Sabots
No Swivel
Premium Carpet Glides
Optional Nylon Caps Available for Hard Surfaces
APPLICATIONS: Bar



**MYRA ALUMINUM
STOOL/CHAIR BASE**
Aluminum Tapered Leg Base
Round Stretchers
Premium Carpet Glides
Optional Wood Grain Powder Coat Available
Optional Metal Ball Casters Available on Chair
APPLICATIONS: Bar/Dining



**MYRA HARDWOOD
STOOL/CHAIR BASE**
Solid Maple Frame Construction
Round Metal Stretchers
Premium Carpet Glides
APPLICATIONS: Bar/Dining



**PARK AVENUE
STOOL/CHAIR BASE**
Aluminum Base
'H' Stretchers on Chair; Round Stretchers on Stool
Integrated Multi-Surface Glides
Separate Finish Available on Stool Stretchers
Optional Metal Ball Casters Available on Chair
APPLICATIONS: Bar/Dining



ROMA STOOL/CHAIR BASE
Solid Maple Frame
Hoop Stretchers
Metal Footrest Cover
Premium Carpet Glides
Optional Metal Ball Casters Available on Chair
APPLICATIONS: Bar/Dining

COMMONLY USED HOSPITALITY BASE OPTIONS

Additional base designs and custom base options are available.
All bases options may not fit all models.

Visit gasserchair.com for additional base options.

UPHOLSTERY TREATMENT OPTIONS

All upholstery options may not fit all models.



**SEWN TACK
TUFTING**



**ACCENTING
UPHOLSTERY**



**CHANNEL SEWN
TUFTING**



EMBROIDERY




DIAMOND TUFTING



**HEAD-TO-HEAD
TACKING**

PROTECTIVE EDGE COLOR PALETTE

STANDARD COLORS



CUSTOM COLORS AVAILABLE

POWDER COAT COLOR PALETTE


STANDARD COLORS



CUSTOM COLORS AVAILABLE

WOOD STAIN COLOR PALETTE


STANDARD COLORS



CUSTOM COLORS AVAILABLE

TEXTURED FINISHES

Beauty of wood, durability and affordability of aluminum
(Not available on all base options)




Textured Bronze

CUSTOM
COLORS
AVAILABLE

Note: All colors illustrated on this spread are made by the lithographic process and may vary from actual product colors.

WOOD GRAIN FINISHES

Beauty of wood, durability and affordability of aluminum
(Myra 4-Leg Base Option - Not available on all base options)





APOLLO
APL-100-WD12
37

ARIANNA
ARN-101
4

ARIANNA
ARN-102
4

ARIANNA
ARN-104
4

BELLA
BEL-100
8

BELLA
BEL-101
8

BELLA
BEL-102
8

CALLA
CAL-100
11

CONLEY
CNL-100
40

CONLEY
CNL-100-B
40



CONLEY
CNL-100-M
40

CONLEY
CNL-100-M-B
40

ELLIE
ELE-100
44

ELLIE
ELE-100-A
44

ELLIE
ELE-100-B
44

GENESIS
GEN-100
108

GENESIS
GEN-100-B
108

GENESIS
GEN-201
108

GENESIS
GEN-202
108

GEORGETOWN
GTW-100
14



GEORGETOWN
GTW-100-B
48

GEORGETOWN
GTW-101
14

GEORGETOWN
GTW-101-B
48

GEORGETOWN
GTW-102
14

GEORGETOWN
GTW-102-B
48

GEORGETOWN
GTW-103
14

GEORGETOWN
GTW-103-B
48

GIBSON
GIB-100
52

GIBSON
GIB-100-B
52

GIBSON
GIB-101-B
52



GIBSON
GIB-101-B
52

GLENWOOD
GLD-100
55

HAMPTON
HAM-100
112

HAMPTON
HAM-100-A
112

HAMPTON
HAM-100-W
112

HOLLYWOOD
HWD-100
58

HOLLYWOOD
HWD-100-B
58

HOLLYWOOD
HWD-101
58

HOLLYWOOD
HWD-101-B
58

HORIZON
HZN-100
62



HORIZON
HZN-200
62

HORIZON
HZN-300
62

HORIZON
HZN-400
62

IDORA
IDO-102
18

IDORA
IDO-102-B
66

IDORA
IDO-103
18

IDORA
IDO-103-B
66

IDORA
IDO-104
18

IDORA
IDO-104-B
66

IDORA
IDO-105
18



IDORA
IDO-105-B
66

KL
KLS-100
22

KL
KLS-101
22

KL
KLS-102
22

KL
KLS-104
22

KL
KLS-105
22

LANTERMAN
LNT-100-C
70

LANTERMAN
LNT-100-B
70

LANTERMAN
LNT-103
70

LANTERMAN
LNT-103-B
70



LANTERMAN
LNT-105
70

LANTERMAN
LNT-105-B
70

LEBARON
LEB-100-B
74

LEBARON
LEB-101-B
74

LEBARON
LEB-102-B
74

LEBARON
LEB-103-B
74

LEBARON
LEB-104-B
74

LEBARON
LEB-105-B
74

LOGAN
LGN-100
26

LOGAN
LGN-101
26



LOGAN
LGN-102
26

LOGAN
LGN-110
26

LOGAN
LGN-112
26

LOGAN
LGN-118
26

MAXWELL
MAX-100
115

MAXWELL
MAX-101
115

MYRA
MYR-202
78

MYRA
MYR-202-B
78

MYRA
MYR-203
78

MYRA
MYR-203-B
78



NEWPORT
NPT-100
29

NEWPORT
NPT-104
29

NEWPORT
NPT-303-B
81

NOLA
NLA-100
84

NOLA
NLA-100-A
84

NOLA
NLA-100-B
84

NORTHWOOD
NWD-100
87

NORTHWOOD
NWD-100-B
87

PARK AVENUE
PAV-100
90

PARK AVENUE
PAV-100-B
90



PARK AVENUE
PAV-102
90

PARK AVENUE
PAV-102-B
90

PARK AVENUE
PAV-114-C
90

PARK AVENUE
PAV-114-B
90

PARK AVENUE
PAV-115-C
91

PARK AVENUE
PAV-115-B
91

PARKER
PAR-101
117

PARKER
PAR-102
117

RIVERSIDE
RVS-100
93

RIVERSIDE
RVS-100-B
93



ROMA
ROM-100
96

ROMA
ROM-100-B
96

ROMA
ROM-101
96

ROMA
ROM-101-B
96

SOLANDRA
SLA-101
32

SOLANDRA
SLA-102
32

SOLANDRA
SLA-104
32

SONATA
SNA-111
100

SONATA
SNA-111-A
100

SONATA
SNA-112
100



SONATA
SNA-112-A
100

STEEL VALLEY
SVC-100
103

STEEL VALLEY
SVC-100-B
103

STROLLO
STO-100
119

Mindfully
MADE

