

gasser

BAR SEATING

2026





A CHAIRISHED LEGACY

Gasser’s legacy began in 1946 with a belief that thoughtful design can change an industry. That foundation has guided us for the last 80 years. Our philosophy is simple: purpose-driven designs with every curve, stitch, and structure crafted to serve both form and function. A legacy, chairished and enduring.

FORGING AHEAD

Founded in Youngstown, OH, with a pioneering spirit and a drive for innovation, Gasser shaped the industry—experimenting with aluminum before it was standard, pushing design and materials further, and setting new expectations for what defines a chair. Today, we’re still family owned and still building every chair to order—just as we always have. This is why our chairs call many of the most prestigious properties around the world home.

SIT DOWN. STAND OUT.

Gorgeous finishes and fine tailoring, combined with a commitment to using premium internal components, a stellar quality assurance program, and industry-leading customer service make Gasser chairs stand out above the rest. From elegant casino lounges to high-performance hospitality spaces, Gasser chairs do more than fill a room. They define it.

TABLE OF CONTENTS

BAR SEATING

BAR SEATING

APOLLO	02
CONLEY	04
ELLIE	06
GEORGETOWN	08
GIBSON	10
HOLLYWOOD	12
HORIZON	14
IDORA	16
LANTERMAN	18
LEBARON	20
MYRA	22
NEWPORT	24
NOLA	26
NORTHWOOD	28
PARK AVENUE	30
RIVERSIDE	32
ROMA	34
STEEL VALLEY	36

INFORMATION

FINISH OPTIONS	38
CUSTOM OPTIONS	40

NEW SERIES

The APOLLO SERIES



DEEP CHANNEL SEWN DETAIL • TRANSITIONAL DESIGN ELEMENTS
FLEX BACKREST

APL-100-WD12 | Shown with Optional Head-to-Head Tacking

APOLLO SERIES MODELS

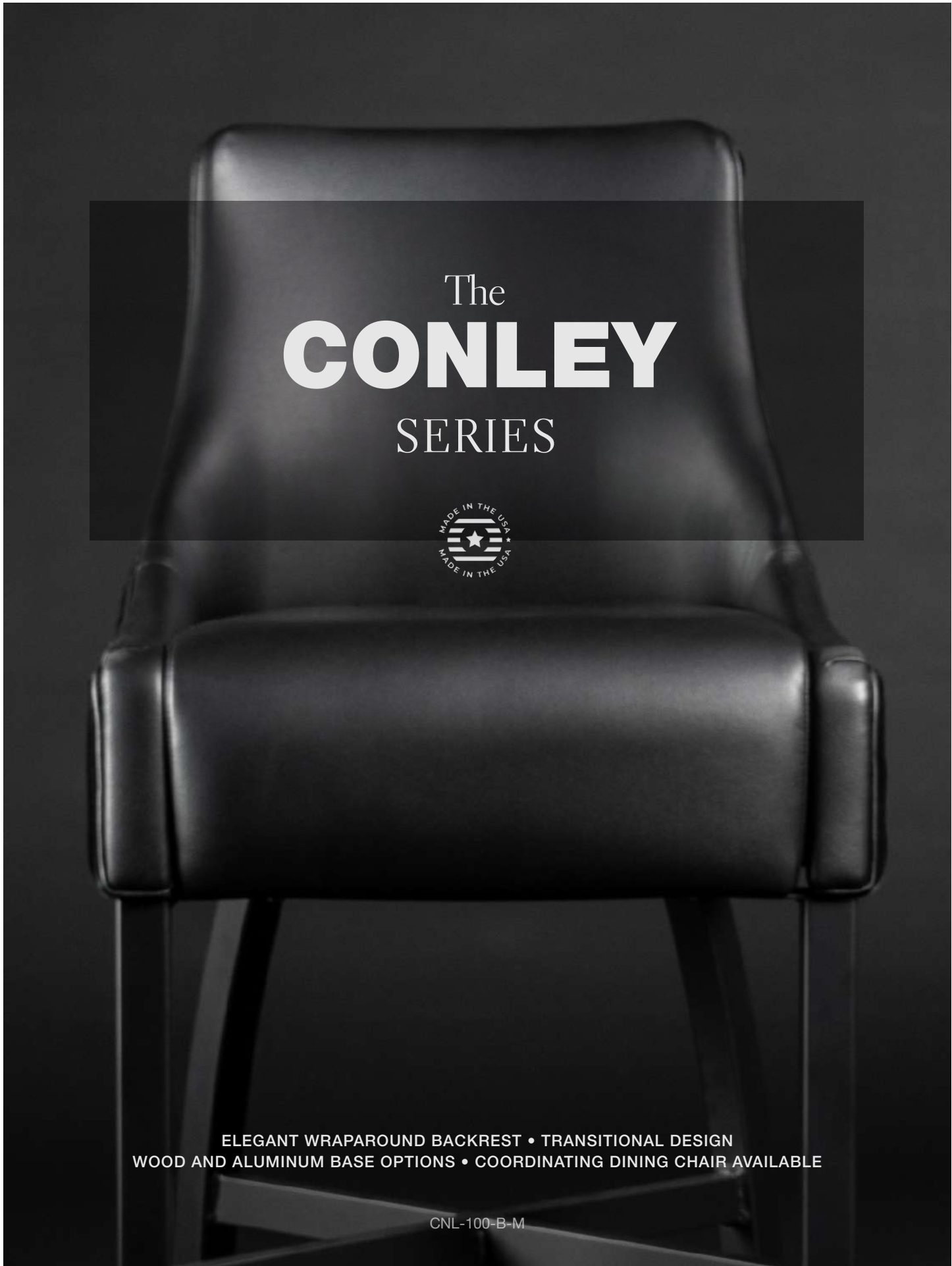


APL-100-WD12


Seat Height: 30.0 in
Seat Width: 18.5 in
Seat Depth: 17.5 in
Overall Height: 41.0 in
Overall Width: 23.3 in
Overall Depth: 22.0 in



STANDARD FEATURES

Fully Upholstered Wraparound Backrest with Deep Channel Sewn Detail; Powder Coated Aluminum Back Plate with Flex Back Action; Flat Top Seat Cushion; Solid Hardwood Legs with Flush Fitting Metal Sabots; Steel Footrest; Eco-Friendly Powder Coat Finish; Premium Carpet Glides



CONLEY SERIES MODELS



Hardwood Frame	Aluminum Frame
 <div>CNL-100-B Seat Height: 30.5 in Seat Width: 18.0 in Seat Depth: 18.0 in Overall Height: 44.5 in Overall Width: 22.0 in Overall Depth: 24.0 in</div>	 <div>CNL-100-B-M Seat Height: 30.5 in Seat Width: 18.0 in Seat Depth: 18.0 in Overall Height: 44.5 in Overall Width: 22.0 in Overall Depth: 24.0 in</div>

STANDARD FEATURES
Fully Upholstered Wraparound Backrest with Integrated Lumbar Support; Webbed Deck Seat with Waterfall Front and Molded Foam Cushion; Solid Maple Base with 'X' Stretcher (Optional Aluminum Base Available); Flush Fitting Metal Leg Sabots; Premium Carpet Glides

NEW SERIES

The
ELLIE
SERIES

GASSER STUDIO COLLECTION

TRANSITIONAL DESIGN • WOOD GRAIN FINISH AVAILABLE
COORDINATING DINING & ARM CHAIR AVAILABLE

ELE-100-B

ELLIE SERIES MODELS

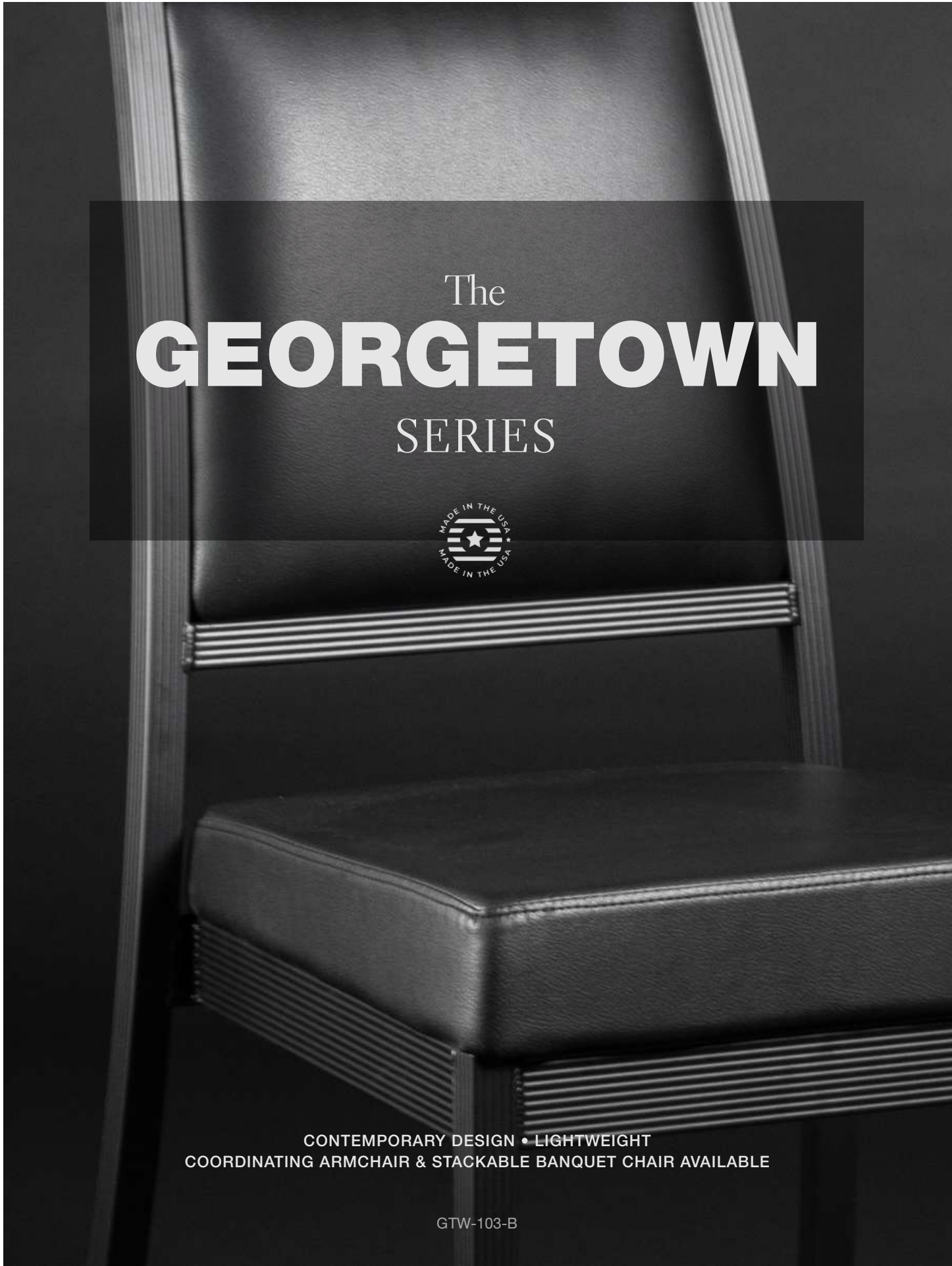


ELE-100-B

Seat Height: 30.0 in
Seat Width: 17.5 in
Seat Depth: 19.5 in
Overall Height: 47.3 in
Overall Width: 17.6 in
Overall Depth: 23.3 in

STANDARD FEATURES

High-Strength Tapered Aluminum Legs; Welded Frame Construction; High-Density Foam Seat Cushion;
Eco-Friendly Powder Coat Finish; Premium Carpet Glides



The
GEORGETOWN
SERIES




CONTEMPORARY DESIGN • LIGHTWEIGHT
COORDINATING ARMCHAIR & STACKABLE BANQUET CHAIR AVAILABLE

GTW-103-B


GEORGETOWN SERIES MODELS

Round Back




GTW-100-B
Seat Height: 31.0 in
Seat Width: 17.0 in
Seat Depth: 16.5 in
Overall Height: 44.6 in
Overall Width: 20.0 in
Overall Depth: 23.5 in

Square Back




GTW-103-B
Seat Height: 31.0 in
Seat Width: 17.0 in
Seat Depth: 16.5 in
Overall Height: 44.6 in
Overall Width: 20.0 in
Overall Depth: 23.5 in

Tapered Back




GTW-101-B
Seat Height: 31.0 in
Seat Width: 17.0 in
Seat Depth: 16.5 in
Overall Height: 44.6 in
Overall Width: 20.0 in
Overall Depth: 23.5 in

Rectangular Back




GTW-102-B
Seat Height: 31.0 in
Seat Width: 17.0 in
Seat Depth: 16.5 in
Overall Height: 44.6 in
Overall Width: 20.0 in
Overall Depth: 23.5 in




STANDARD FEATURES
High-Strength Ribbed Aluminum Frame; Welded Frame Construction; Hight-Density Molded Foam Cushion; Injection Molded Polymer Bottom Plate; Eco-Friendly Powder Coat Finish; Premium Carpet Glides




GIBSON SERIES MODELS




Barrel Back



GIB-100-B
Seat Height: 30.5 in
Seat Width: 18.0 in
Seat Depth: 18.3 in
Overall Height: 39.0 in
Overall Width: 20.5 in
Overall Depth: 23.5 in




Flat Back



GIB-101-B
Seat Height: 30.5 in
Seat Width: 18.0 in
Seat Depth: 18.3 in
Overall Height: 39.0 in
Overall Width: 20.5 in
Overall Depth: 23.5 in

STANDARD FEATURES

Powder Coated Aluminum Back Plate with Flex Back Action; Flat Top, Molded Foam Seat Cushion; High-Strength Aluminum Base; Eco-Friendly Powder Coat Finish; Premium Carpet Glides



The
HOLLYWOOD
SERIES



1" THICK SOLID MAPLE BACKREST • EXPOSED FLEX BACK PLATE
WOOD & ALUMINUM BASE OPTIONS • COORDINATING SIDE CHAIRS AVAILABLE

HWD-100-B-M | Shown with Optional Diamond Channel Sewing

HOLLYWOOD SERIES MODELS

Square Back | Hardwood Frame

HWD-100-B

Seat Height: 30.5 in
Seat Width: 18.3 in
Seat Depth: 17.5 in
Overall Height: 46.5 in
Overall Width: 18.3 in
Overall Depth: 27.0 in

Oval Back | Hardwood Frame

HWD-101-B

Seat Height: 30.5 in
Seat Width: 18.3 in
Seat Depth: 17.5 in
Overall Height: 46.5 in
Overall Width: 18.3 in
Overall Depth: 27.0 in

Square Back | Aluminum Frame

HWD-100-B-M

Seat Height: 30.5 in
Seat Width: 18.3 in
Seat Depth: 17.5 in
Overall Height: 46.5 in
Overall Width: 18.3 in
Overall Depth: 27.0 in

Oval Back | Aluminum Frame

HWD-101-B-M

Seat Height: 30.5 in
Seat Width: 18.3 in
Seat Depth: 17.5 in
Overall Height: 46.5 in
Overall Width: 18.3 in
Overall Depth: 27.0 in

STANDARD FEATURES

1" Thick Solid Maple Backrest with Upholstered Inside Cushion; Exposed, Decorative Back Plate with Flex Back Action;
Wave Profile Seat with Molded Foam Cushion; Solid Maple Base with Round Aluminum Stretchers (Optional Aluminum Base Available);
Premium Carpet Glides





See finishes and upholstery treatment options on pages 38-40.

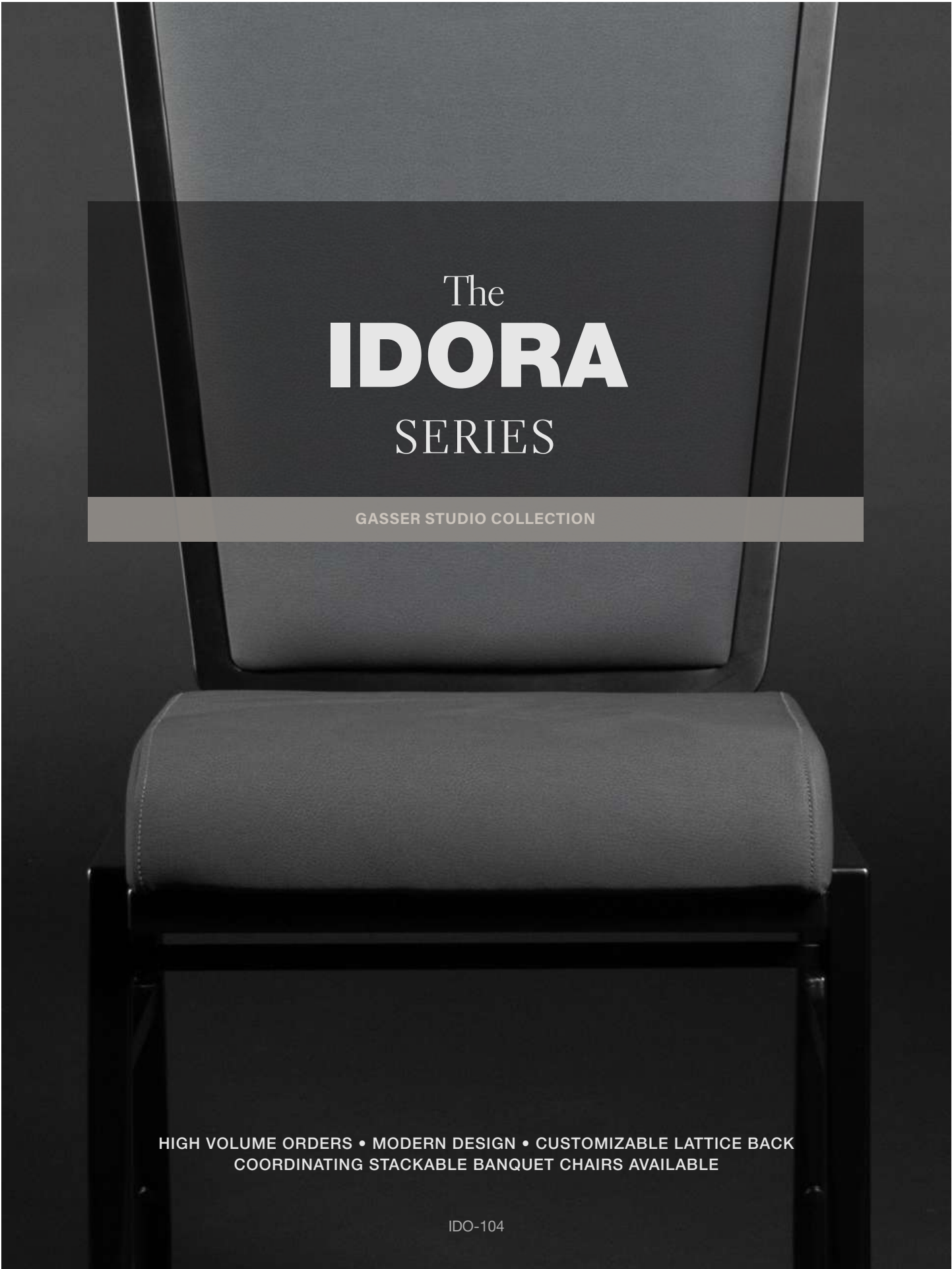
13



SQUARE & ROUND SEATS • ALUMINUM & WOOD FRAME OPTIONS

HZN-400

HORIZON SERIES MODELS	
<div><p><i>Circular Seat Hardwood Base</i></p><div><p>HZN-100 Seat Height: 30.0 in Seat Width: 17.0 in Seat Depth: 18.0 in Overall Height: 30.0 in Overall Width: 17.0 in Overall Depth: 18.0 in</p><p><i>Shown with Optional Brass Plated Footrest</i></p></div><p>STANDARD FEATURES All Hardwood Frame Construction; High-Density Foam Seat Cushion; Full-Rotational Swivel; Premium Carpet Glides</p></div>	<div><p><i>Square Seat Hardwood Base</i></p><div><p>HZN-200 Seat Height: 32.0 in Seat Width: 15.5 in Seat Depth: 15.5 in Overall Height: 32.0 in Overall Width: 15.5 in Overall Depth: 15.5 in</p><p><i>Shown with Optional Brass Plated Footrest Caps</i></p></div><p>STANDARD FEATURES All Hardwood Frame Construction; High-Density Foam Seat Cushion; Premium Carpet Glides</p></div>
<div><p><i>Circular Seat Aluminum Base</i></p><div><p>HZN-300 Seat Height: 30.0 in Seat Width: 16.5 in Seat Depth: 16.0 in Overall Height: 30.0 in Overall Width: 19.0 in Overall Depth: 19.0 in</p></div><p>STANDARD FEATURES Circular Molded Foam Seat Cushion; Full Rotational Swivel; Solid Aluminum Tear-Drop Base with Circular Footrest; Premium Carpet Glides; Eco-Friendly Powder Coat Finish</p></div>	<div><p><i>Square Seat Aluminum Base</i></p><div><p>HZN-400 Seat Height: 30.0 in Seat Width: 15.5 in Seat Depth: 16.0 in Overall Height: 30.0 in Overall Width: 19.0 in Overall Depth: 19.0 in</p></div><p>STANDARD FEATURES Square Molded Foam Seat Cushion; High Strength Aluminum 4-Leg Base with Round Stretchers; Integrated Multi-Surface Glides; Eco-Friendly Powder Coat Finish</p></div>








The
IDORA
SERIES

GASSER STUDIO COLLECTION

HIGH VOLUME ORDERS • MODERN DESIGN • CUSTOMIZABLE LATTICE BACK
COORDINATING STACKABLE BANQUET CHAIRS AVAILABLE

IDO-104

IDORA SERIES MODELS	
<div><p><i>Straight Back</i></p><div><p>IDO-102-B Seat Height: 30.0 in Seat Width: 17.3 in Seat Depth: 18.5 in Overall Height: 47.0 in Overall Width: 17.3 in Overall Depth: 22.8 in</p></div></div>	<div><p><i>Tapered Back with Lattice</i></p><div><p>IDO-105-B Seat Height: 30.0 in Seat Width: 17.3 in Seat Depth: 18.5 in Overall Height: 48.8 in Overall Width: 17.9 in Overall Depth: 23.0 in</p></div></div>
<div><p><i>Straight Back with Lattice</i></p><div><p>IDO-103-B Seat Height: 30.0 in Seat Width: 17.3 in Seat Depth: 18.5 in Overall Height: 47.0 in Overall Width: 17.3 in Overall Depth: 22.8 in</p></div></div>	
<div><p><i>Tapered Back</i></p><div><p>IDO-104-B Seat Height: 30.0 in Seat Width: 17.3 in Seat Depth: 18.5 in Overall Height: 48.8 in Overall Width: 17.9 in Overall Depth: 23.0 in</p><p><i>Shown with Optional Integrated Handle</i></p></div></div>	
<div><p>STANDARD FEATURES</p><p>Aluminum Frame Backrest; Powder Coated Aluminum Back Plate with Flex Back Action; Waterfall Contoured Seat with Molded Foam Cushioning; High-Strength Tapered Aluminum Legs; Eco-Friendly Powder Coat Finish; Pre- mium Carpet Glides; Optional Retractable Ganging Brackets Available</p></div>	



Arm Top



LNT-100-B
Seat Height: 30.5 in
Seat Width: 17.5 in
Seat Depth: 17.0 in
Overall Height: 47.5 in
Overall Width: 20.3 in
Overall Depth: 24.5 in
Arm Height: 36.0 in

Slant Arm Top



LNT-103-B
Seat Height: 30.5 in
Seat Width: 17.5 in
Seat Depth: 17.0 in
Overall Height: 47.5 in
Overall Width: 20.3 in
Overall Depth: 24.5 in

Wraparound Top









LNT-105-B
Seat Height: 30.5 in
Seat Width: 17.5 in
Seat Depth: 17.0 in
Overall Height: 47.5 in
Overall Width: 20.3 in
Overall Depth: 24.5 in
Arm Height: 36.0 in

STANDARD FEATURES

Solid Hardwood Frame Construction; Fully Upholstered Backrest; Decorative Head-to-head Tacking Detail; Sprung Seat with High-Density Foam Cushion; Premium Carpet Glides



LEBARON SERIES MODELS	
<div><p><i>Flat Top Back</i></p><div><p>LEB-100-B Seat Height: 30.5 in Seat Width: 18.0 in Seat Depth: 17.0 in Overall Height: 44.0 in Overall Width: 21.0 in Overall Depth: 22.0 in</p></div></div>	<div><p><i>Wraparound Back</i></p><div><p>LEB-103-B Seat Height: 30.5 in Seat Width: 18.0 in Seat Depth: 17.0 in Overall Height: 44.0 in Overall Width: 21.0 in Overall Depth: 22.0 in</p></div></div>
<div><p><i>Crescent Top Back</i></p><div><p>LEB-101-B Seat Height: 30.5 in Seat Width: 18.0 in Seat Depth: 17.0 in Overall Height: 44.0 in Overall Width: 21.0 in Overall Depth: 22.0 in</p></div></div>	<div><p><i>Scalloped Top Back with Arms</i></p><div><p>LEB-104-B Seat Height: 30.5 in Seat Width: 18.0 in Seat Depth: 17.0 in Overall Height: 44.0 in Overall Width: 21.0 in Overall Depth: 22.0 in Arm Height: 38.5 in</p></div></div>
<div><p><i>Scallop Top Back</i></p><div><p>LEB-102-B Seat Height: 30.5 in Seat Width: 19.25 in Seat Depth: 17.0 in Overall Height: 44.0 in Overall Width: 21.0 in Overall Depth: 22.0 in</p></div></div>	<div><p><i>Flat Top Back with Arms</i></p><div><p>LEB-105-B Seat Height: 30.5 in Seat Width: 18.0 in Seat Depth: 17.0 in Overall Height: 44.0 in Overall Width: 21.0 in Overall Depth: 22.0 in Arm Height: 38.5 in</p></div></div>
<div><p>STANDARD FEATURES</p><p>Wraparound Backrest; Gasser Protective Edge Feature (Except Wraparound Arched Back Model); Powder Coated Aluminum Back Plate with Flex Back Action; Flat Top, Molded Foam Seat Cushion; High-Strength Aluminum Base; Eco-Friendly Powder Coat Finish; Premium Carpet Glides</p></div>	



MYRA SERIES MODELS



Wing Back



MYR-202-B
Seat Height: 30.5 in
Seat Width: 18.5 in
Seat Depth: 17.5 in
Overall Height: 47.5 in
Overall Width: 20.5 in
Overall Depth: 25.0 in



Crescent Back



MYR-203-B
Seat Height: 30.5 in
Seat Width: 18.5 in
Seat Depth: 17.5 in
Overall Height: 47.5 in
Overall Width: 20.5 in
Overall Depth: 25.0 in

STANDARD FEATURES

Fully Upholstered, Compound Curved Backrest; Powder Coated Aluminum Back Plate with Flex Back Action; Wave Profile, Molded Foam Seat Cushion with Waterfall Front; Welded Aluminum Base with Tapered Leg Design; Premium Carpet Glides; Eco-Friendly Powder Coat Finish (Optional Wood Grain Finish Available)

The **NEWPORT** SERIES



PREMIUM COMFORT • CHANNEL SEWN DETAIL • MODERN DESIGN
COORDINATING STACKABLE BANQUET CHAIR AVAILABLE

NPT-303-B

NEWPORT SERIES MODELS



NPT-303-B

Seat Height: 30.0 in
Seat Width: 19.0 in
Seat Depth: 17.0 in
Overall Height: 44.0 in
Overall Width: 19.5 in
Overall Depth: 23.5 in

STANDARD FEATURES

Fully Upholstered Wraparound Backrest Channel Sewn Detail on Inside Back; Powder Coated Aluminum Back Plate with Flex Back Action; Wave Profile, Molded Foam Seat Cushion with Waterfall Front; Self-Return Swivel with Swivel Cover; Solid Aluminum Base with Tapered, Teardrop Legs and Circular Steel Footrest; Eco-Friendly Powder Coat Finish

See finishes and upholstery treatment options on pages 38-40.

NEW SERIES

The **NOLA** SERIES

GASSER STUDIO COLLECTION

MODERN DESIGN • BISCUIT TUFTED BACKREST
COORDINATING STACKABLE BANQUET AND ARM CHAIR AVAILABLE

NLA-100-B

NOLA SERIES MODELS



NLA-100-B

Seat Height: 30.0 in
Seat Width: 19.7 in
Seat Depth: 18.3 in
Overall Height: 43.7 in
Overall Width: 20.3 in
Overall Depth: 20.5 in

STANDARD FEATURES

High-Strength Tapered Aluminum Legs; Welded Frame Construction; High-Density Foam Seat Cushion; Biscuit Tufted Backrest
Eco-Friendly Powder Coat Finish; Integrated Multi-Surface Glides

The NORTHWOOD SERIES



SOLID HARDWOOD FRAME • EASY CHANGE CUSHIONS
COORDINATING DINING CHAIR AVAILABLE

NWD-100-B

NORTHWOOD SERIES MODELS



NWD-100-B

Seat Height: 30.5 in
Seat Width: 20.5 in
Seat Depth: 19.0 in
Overall Height: 44.5 in
Overall Width: 24.5 in
Overall Depth: 24.5 in
Arm Height: 38.0 in

STANDARD FEATURES

Solid Hardwood Frame Construction; Fully Upholstered Backrest with Easy Change Cushion;
Wave Profile Seat with Molded Foam Seat Cushion; Premium Carpet Glides




PROVEN PERFORMER • 4 BACK DESIGNS • EXCLUSIVE BACK OPTIONS
COORDINATING DINING CHAIRS AVAILABLE

PAV-114-B | Shown with Optional head-to-Head Tacking


PARK AVENUE SERIES MODELS

Square Back




PAV-100-B
Seat Height: 30.5 in
Seat Width: 18.0 in
Seat Depth: 17.8 in
Overall Height: 47.8 in
Overall Width: 18.0 in
Overall Depth: 23.5 in

Wing Back




PAV-115-B
Seat Height: 30.5 in
Seat Width: 18.0 in
Seat Depth: 17.8 in
Overall Height: 47.8 in
Overall Width: 18.0 in
Overall Depth: 23.5 in

Window Back




PAV-102-B
Seat Height: 30.5 in
Seat Width: 18.0 in
Seat Depth: 17.8 in
Overall Height: 47.8 in
Overall Width: 18.0 in
Overall Depth: 23.5 in

Wraparound Back



PAV-114-B
Seat Height: 30.5 in
Seat Width: 18.0 in
Seat Depth: 17.8 in
Overall Height: 41.8 in
Overall Width: 22.5 in
Overall Depth: 23.5 in



STANDARD FEATURES

Fully Upholstered Backrest; Powder Coated Aluminum Back Plate with Flex Back Action; Wave Profile Seat with Molded Foam Cushion; High-Strength Welded Aluminum Base; Integrated Nylon Glides; Eco-Friendly Powder Coat Finish

The RIVERSIDE SERIES



OUTDOOR STOOL • RECYCLED PLASTIC LUMBER • UV RESISTANT POWDER COAT
COORDINATING DINING CHAIR AVAILABLE

RVS-100-B

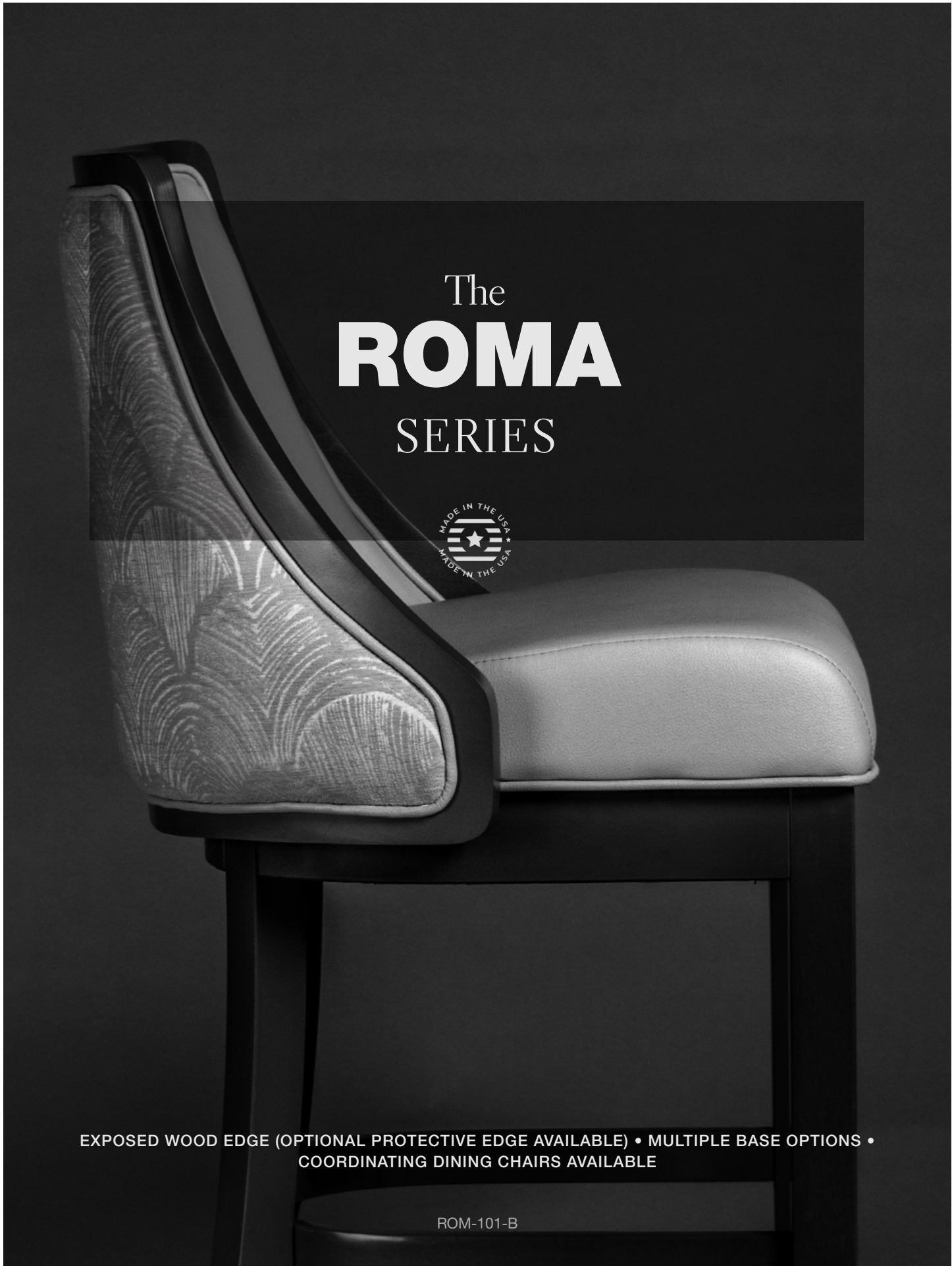


RVS-100-B

Seat Height: 30.5 in
Seat Width: 16.8 in
Seat Depth: 17.0 in
Overall Height: 46.0 in
Overall Width: 18.8 in
Overall Depth: 23.0 in

STANDARD FEATURES

High-Strength Aluminum Frame; Welded Frame Construction; Recycled Plastic Lumber Backrest and Seat;
Eco-Friendly, Outdoor Powder Coat Finish; Integrated Nylon Glides



ROMA SERIES MODELS



Arched Top Back



ROM-100-B
Seat Height: 30.5 in
Seat Width: 16.8 in
Seat Depth: 17.0 in
Overall Height: 46.0 in
Overall Width: 18.8 in
Overall Depth: 23.0 in



Flat Top Back



ROM-101-B
Seat Height: 30.5 in
Seat Width: 16.8 in
Seat Depth: 17.0 in
Overall Height: 46.0 in
Overall Width: 18.8 in
Overall Depth: 23.0 in

STANDARD FEATURES

Wraparound Backrest with Exposed Maple Edge and Upholstered Cushions;
Powder Coated Aluminum Back Plate with Flex Back Action; Webbed Deck Seat with High-Density Foam Cushion;
Solid Maple Base with Hoop Stretcher (Optional 'X' Stretcher Available); Premium Super Glides

The **STEEL VALLEY** SERIES



INDUSTRIAL DESIGN • STEEL FRAME CONSTRUCTION • CUSTOM ETCHING AVAILABLE
COORDINATING DINING CHAIR AVAILABLE

SVC-100-B

STEEL VALLEY SERIES MODELS



SVC-100-B

Seat Height: 30.5 in
Seat Width: 16.3 in
Seat Depth: 17.0 in
Overall Height: 40.8 in
Overall Width: 18.5 in
Overall Depth: 21.0 in

STANDARD FEATURES

Welded Steel Frame Construction; Exposed Plywood Seat and Back; Premium Carpet Glides;
Custom Etching Available on Backrest


PROTECTIVE EDGE COLOR PALETTE
STANDARD COLORS



Black




Champagne



Copper Oxide




Ivory Pearl




Luxe




Matte Black




Meteor



Ochre Pearl




Olympia




Oslo Gray



Prosecco




Shadow Play




Sienna




Silver



Star Dust II



Taupe



Umber

CUSTOM COLORS AVAILABLE

POWDER COAT COLOR PALETTE
STANDARD COLORS



Black



Champagne



Copper Oxide



Ivory



Luxe



Matte Black



Meteor



Ochre



Olympia



Oslo Gray



Prosecco



Shadow Play



Sienna



Silver



Star Dust II




Taupe




Umber

CUSTOM COLORS AVAILABLE


WOOD STAIN COLOR PALETTE
STANDARD COLORS




Amber




Antique Slate




Cherry




Chestnut




Cinnamon




Ebony




Golden Oak




Heather




Husk




Mahogany




Natural



Oatmeal




Smoke




Walnut

CUSTOM COLORS AVAILABLE


TEXTURED FINISHES



Silver Vein



Textured Black




Textured Bronze


CUSTOM COLORS AVAILABLE

WOOD GRAIN FINISHES


Beauty of wood, durability and affordability of aluminum
(Myra 4-Leg Base Option - Not available on all base options)




Bark




Peppercorn



Redwood



Saddle



Thatch

UPHOLSTERY TREATMENT OPTIONS

All upholstery treatment options may not fit all models



CUSTOM EMBROIDERY

Your logo or custom design embroidered to personalize your chair



ACCENTING UPHOLSTERY

Additional panels with accenting upholstery sewn into backrest



SEWN, TACK TUFTING

Sewn and padded diamond shapes with decorative nails



DIAMOND TUFTING

Hand-pleated tufting with deep foam padding on the inside or outside of backrest



CHANNEL SEWN TUFTING

Sewn channel shapes in backrest padding



HEAD-TO-HEAD TACKING

Decorative nails applied individually, usually around the perimeter of a back

HANDLE & FINGER GRIP OPTIONS

All handle options may not fit all models



FINGER GRIP 10 (FG-10)

Polymer finger grip recessed in backrest and fastened from the inside



FINGER GRIP 12 (FG-12)

Aluminum finger grip recessed in backrest and fastened from the outside



HAND HOLD 3 (HH-3)

Hole through backrest lined with extruded PVC protective edge

CUSTOM OPTIONS AVAILABLE



